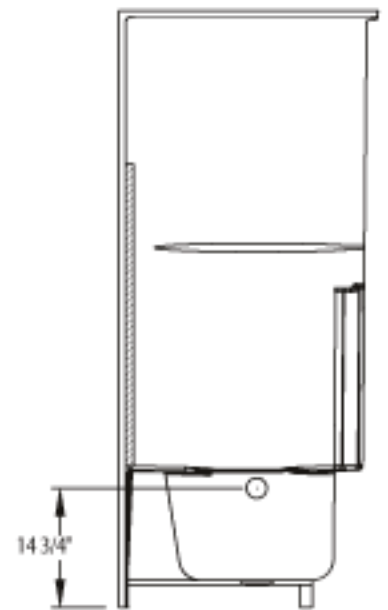
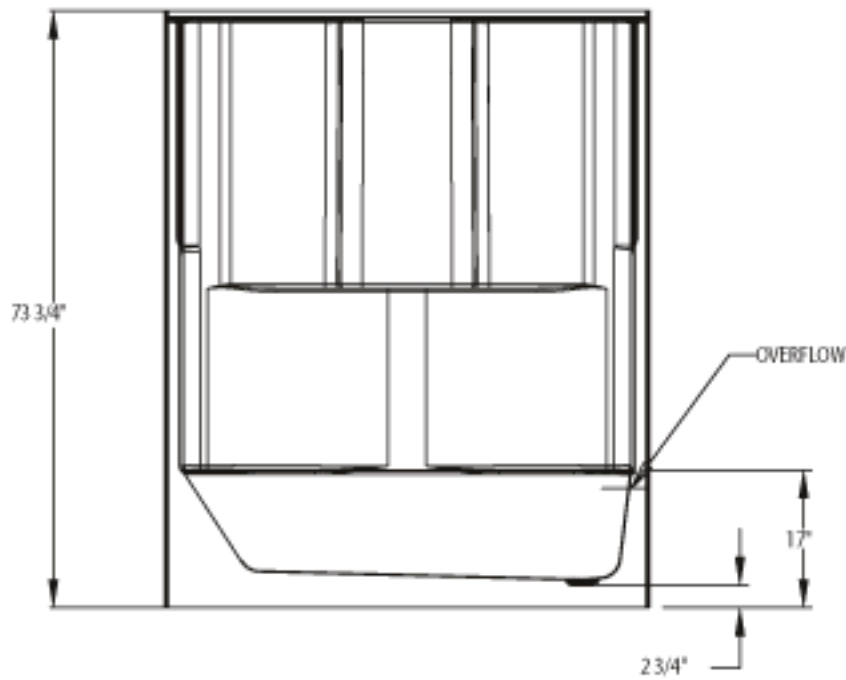
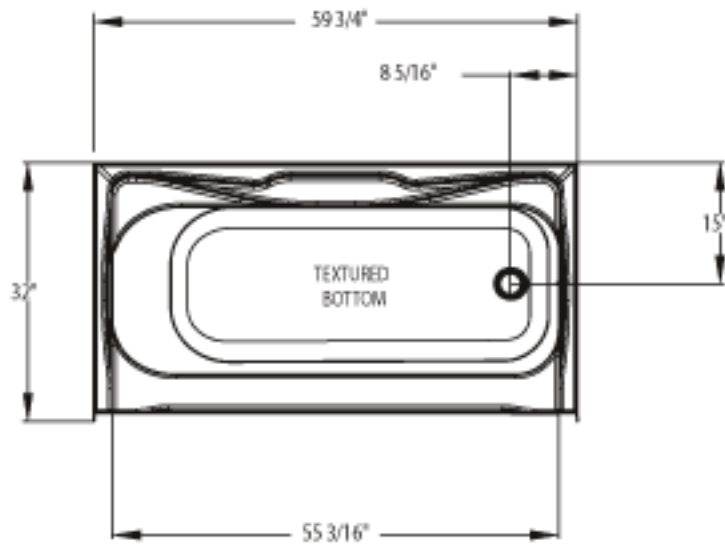


INFORMATION IN THIS DRAWING IS SUBJECT TO CHANGE WITHOUT NOTICE. NO PART OF THIS DRAWING MAY BE REPRODUCED OR TRANSMITTED IN ANY FORM OR BY ANY MEANS, ELECTRONIC OR MECHANICAL, FOR ANY PURPOSE WITHOUT THE WRITTEN PERMISSION OF AQUA GLASS CORPORATION.



TOLERANCE: ±1/4	GAL. TO OVERFLOW: 0	GENERAL NOTES BATHING WELL DIMENSIONS TOP: 55 1/2" X 20 1/2" BOTTOM: 46 5/8" X 15 13/16" SHOWER DOOR DIMENSIONS 55 3/16" X 55 1/2"
REV: D	OPERATING CAPACITY: 0	
ECO NO.: 3132	DRAWN BY: JAJ	
ECO DATE: 05/31/10	FIN. INTERIOR: XX in ±	

AQUA GLASS®

320 INDUSTRIAL PARK RD.
ADAMSVILLE, TN 38310

PRODUCT OR PART NO.:
326032DR/L

PRODUCT NAME
COMPETITIVE
GELCOAT
TUBSHOWER