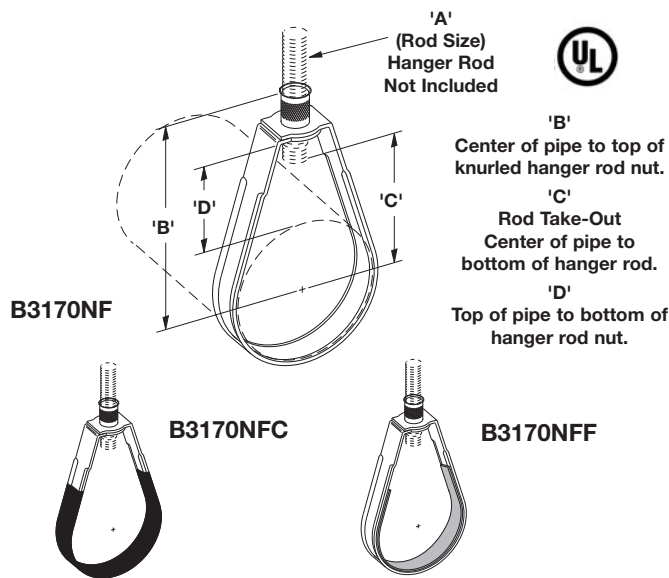


# Pipe Hangers



**Material:** Steel

**Standard Finish:** Pre-Galvanized

**Service:** Designed for suspending insulated pipe (with shield) or non-insulated pipe allowing for vertical adjustment.

**Ordering:** Specify part number and finish.

**Approvals:** Underwriters' Laboratories Listed for 1/2" (15) thru 4" (100). Complies with Federal Specification WW-H-171E & A-A-1192A Type 10 and Manufacturers Standardization Society MSS SP-69 & SP-58 Type 10, and the National Fire Protection Association Code (NFPA).

**Note:** Knurled nut available as B3170KN-(rod size) Specify the B3170NF part number it will be used in when ordering.

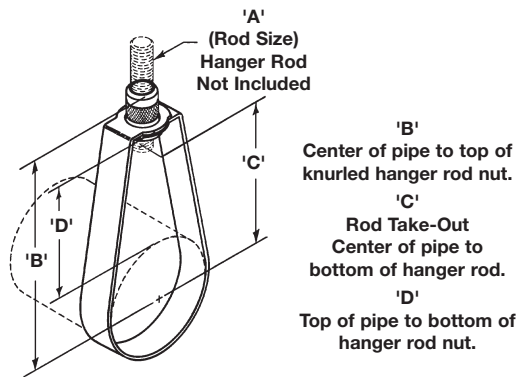
**Figure B3170NF Adjustable Swivel Ring**

(Available with plastic coating as B3170NFC-size or felt lined as B3170NFF-size)

Part No.	Nominal Pipe Size		Rod Size 'A'	'B'		'C'	
B3170NF-1/2	1/2"	(15)	3/8"-16	27/16"	(61.9)	13/16"	(30.2)
B3170NF-3/4	3/4"	(20)	3/8"-16	2 1/2"	(63.5)	1 1/4"	(31.7)
B3170NF-1	1"	(25)	3/8"-16	2 5/8"	(66.7)	1 3/8"	(34.9)
B3170NF-1 1/4	1 1/4"	(32)	3/8"-16	2 7/8"	(73.0)	1 5/8"	(41.2)
B3170NF-1 1/2	1 1/2"	(40)	3/8"-16	3"	(76.2)	1 3/4"	(44.4)
B3170NF-2	2"	(50)	3/8"-16	3 7/16"	(87.2)	2 3/16"	(55.6)
B3170NF-2 1/2	2 1/2"	(55)	3/8"-16	3 7/8"	(98.4)	2 5/8"	(66.7)
B3170NF-3	3"	(80)	3/8"-16	4 1/4"	(107.9)	3"	(76.2)
B3170NF-3 1/2	3 1/2"	(90)	3/8"-16	4 5/8"	(117.5)	3 3/8"	(85.7)
B3170NF-4	4"	(100)	3/8"-16	5"	(127.0)	3 3/4"	(95.2)
B3170NF-5	5"	(125)	1/2"-13	5 9/16"	(141.3)	4 1/16"	(103.2)
B3170NF-6	6"	(150)	1/2"-13	6 7/16"	(163.5)	4 15/16"	(125.4)
B3170NF-8	8"	(200)	1/2"-13	7 11/16"	(195.3)	6 3/16"	(157.2)

Part No.	'D'	Design Load		Wt./C		
		Lbs.	kN	Lbs.	kg	
B3170NF-1/2	1 1/4"	(31.7)	180	(.80)	11	(5.0)
B3170NF-3/4	1 1/4"	(31.7)	180	(.80)	12	(5.4)
B3170NF-1	1 1/4"	(31.7)	180	(.80)	13	(5.9)
B3170NF-1 1/4	1 1/4"	(31.7)	180	(.80)	14	(6.3)
B3170NF-1 1/2	1 1/4"	(31.7)	180	(.80)	14	(6.3)
B3170NF-2	1 1/2"	(38.1)	180	(.80)	16	(7.2)
B3170NF-2 1/2	1 11/16"	(42.9)	200	(.89)	25	(11.3)
B3170NF-3	1 3/4"	(44.4)	250	(1.11)	29	(13.1)
B3170NF-3 1/2	1 7/8"	(47.6)	300	(1.33)	33	(14.9)
B3170NF-4	2"	(50.8)	360	(1.60)	40	(18.1)
B3170NF-5	1 3/4"	(44.4)	480	(2.13)	83	(37.6)
B3170NF-6	2 3/16"	(53.0)	630	(2.80)	91	(41.3)
B3170NF-8	2 7/16"	(61.9)	970	(4.31)	130	(58.9)

All dimensions in charts and on drawings are in inches. Dimensions shown in parentheses are in millimeters unless otherwise specified.



**Material:** Steel

**Standard Finish:** Pre-Galvanized

**Service:** Designed for suspending insulated pipe (with shield) or non-insulated pipe allowing for vertical adjustment.

**Ordering:** Specify part number and finish.

**Approvals:** Complies with Federal Specification WW-H-171E & A-A-1192A Type 10 and Manufacturers Standardization Society MSS SP-69 & SP-58 Type 10.

**Note:** For pipe sizes 2" (50) and under, use B3170NF.

**Note:** Knurled nut available as B3170KN-(rod size) Specify the B3170 part number it will be used in when ordering.

**Figure B3170 Adjustable Swivel Ring**

Part No.	Nominal Pipe Size		Rod Size 'A'	'B'		'C'	
		(mm)			(mm)		(mm)
B3170-2 <sup>1</sup> / <sub>2</sub>	2 <sup>1</sup> / <sub>2</sub> "	(65)	1/2"-13	4"	(101.6)	2 <sup>5</sup> / <sub>8</sub> "	(66.7)
B3170-3	3"	(80)	1/2"-13	4 <sup>1</sup> / <sub>2</sub> "	(114.3)	3 <sup>1</sup> / <sub>8</sub> "	(79.4)
B3170-3 <sup>1</sup> / <sub>2</sub>	3 <sup>1</sup> / <sub>2</sub> "	(90)	1/2"-13	4 <sup>15</sup> / <sub>16</sub> "	(125.4)	3 <sup>9</sup> / <sub>16</sub> "	(90.5)
B3170-4 *	4"	(100)	5/8"-11	5 <sup>3</sup> / <sub>16</sub> "	(131.8)	3 <sup>5</sup> / <sub>8</sub> "	(92.1)
B3170-5	5"	(125)	5/8"-11	5 <sup>23</sup> / <sub>32</sub> "	(145.2)	4 <sup>1</sup> / <sub>8</sub> "	(104.8)
B3170-6	6"	(150)	3/4"-10	7"	(177.8)	5 <sup>1</sup> / <sub>16</sub> "	(128.6)
B3170-8	8"	(200)	3/4"-10	8"	(203.2)	6 <sup>5</sup> / <sub>16</sub> "	(160.3)

\* Available for 1/2"-13 rod size. Specify as B3170-4-R<sup>1</sup>/<sub>2</sub>

Part No.	'D'	Design Load		Wt./C	
		Lbs.	kN	Lbs.	kg
B3170-2 <sup>1</sup> / <sub>2</sub>	1 <sup>9</sup> / <sub>16</sub> " (36.5)	300	(1.33)	29	(13.1)
B3170-3	1 <sup>5</sup> / <sub>8</sub> " (41.3)	300	(1.33)	34	(15.4)
B3170-3 <sup>1</sup> / <sub>2</sub>	1 <sup>13</sup> / <sub>16</sub> " (46.0)	300	(1.33)	42	(19.0)
B3170-4	1 <sup>5</sup> / <sub>8</sub> " (41.3)	475	(2.11)	54	(24.5)
B3170-5	1 <sup>5</sup> / <sub>8</sub> " (41.3)	475	(2.11)	97	(44.0)
B3170-6	2" (50.8)	950	(4.22)	113	(51.2)
B3170-8	2 <sup>1</sup> / <sub>2</sub> " (57.1)	950	(4.22)	140	(63.5)

All dimensions in charts and on drawings are in inches. Dimensions shown in parentheses are in millimeters unless otherwise specified.

# Pipe Hangers

**Material:** Steel

**Standard Finish:** Dura-Copper®

**Service:** Designed for suspending copper tubing, allowing for vertical adjustment. (Available with plastic coating to provide additional separation between tubing and hanger).

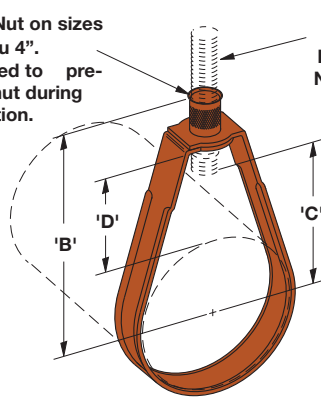
**Ordering:** Specify part number, rod size and finish.

**Note:** Sizes 2½" (65) thru 4" (100) available for 3/8"-16 rod size.

**Approvals:** Complies with Federal Specifications WW-H-171E & A-A-1192A Type 10 and Manufacturers Standardization Society MSS SP-69 & SP-58 Type 10.

**Note:** Knurled nut available as B3170KN-(rod size) Specify the B3170CT part number it will be used in when ordering.

Swaged Knurl Nut on sizes 2½" thru 4".  
Knurl nut swaged to prevent loss of nut during installation.



'A'  
(Rod Size)  
Hanger Rod  
Not Included

'B'  
Center of pipe to top of  
knurled hanger rod nut.

'C'  
Rod Take-Out  
Center of pipe to  
bottom of hanger rod.

'D'  
Top of pipe to bottom of  
hanger rod nut.

**B3170CT**



**B3170CTC**

**Figure B3170CT Adjustable Swivel Ring**  
(Available with Plastic Coating as B3170CTC-size)

Part No.	Nominal Tubing Size		Rod Size 'A'	'B'		'C'		'D'		Design Load		Wt./C	
									Lbs.	kN	Lbs.	kg	
<b>B3170CT-1/2</b>	1/2"	(15)	3/8"-16	2 1/16"	(52.4)	1 1/8"	(28.6)	3 1/32"	(24.6)	180	(.80)	8	(3.6)
<b>B3170CT-3/4</b>	3/4"	(20)	3/8"-16	2 5/16"	(58.7)	1 5/16"	(33.3)	1 1/32"	(26.2)	180	(.80)	10	(4.5)
<b>B3170CT-1</b>	1"	(25)	3/8"-16	2 1/2"	(63.5)	1 9/16"	(39.7)	1 5/32"	(29.3)	180	(.80)	10	(4.5)
<b>B3170CT-1 1/4</b>	1 1/4"	(32)	3/8"-16	2 1/2"	(63.5)	1 9/16"	(39.7)	1"	(25.4)	180	(.80)	12	(5.4)
<b>B3170CT-1 1/2</b>	1 1/2"	(40)	3/8"-16	2 15/16"	(74.6)	2"	(50.8)	1 5/16"	(33.3)	180	(.80)	12	(5.4)
<b>B3170CT-2</b>	2"	(50)	3/8"-16	3 1/8"	(79.4)	2 1/8"	(54.0)	1 3/16"	(30.2)	180	(.80)	12	(5.4)
<b>B3170CT-2 1/2</b>	2 1/2"	(65)	1/2"-13	4 1/16"	(103.2)	2 9/16"	(65.1)	1 3/8"	(34.9)	200	(.89)	31	(14.0)
<b>B3170CT-3</b>	3"	(80)	1/2"-13	3 15/16"	(100.0)	3 3/4"	(69.8)	1 1/4"	(31.7)	250	(1.11)	33	(14.9)
<b>B3170CT-3 1/2</b>	3 1/2"	(90)	1/2"-13	4 7/16"	(112.7)	3 1/4"	(82.5)	1 1/2"	(38.1)	300	(1.33)	38	(17.2)
<b>B3170CT-4</b>	4"	(100)	1/2"-13	4 11/16"	(119.1)	3 9/16"	(90.5)	1 9/16"	(39.7)	360	(1.60)	40	(18.1)
<b>B3170CT-6</b>	5"	(125)	1/2"-13	5 15/16"	(150.8)	4 5/16"	(109.5)	1 25/32"	(45.2)	480	(2.13)	95	(43.1)
<b>B3170CT-8</b>	6"	(150)	1/2"-13	6 11/16"	(169.9)	5 3/16"	(131.8)	2 1/8"	(54.0)	630	(2.80)	118	(53.5)

All dimensions in charts and on drawings are in inches. Dimensions shown in parentheses are in millimeters unless otherwise specified.