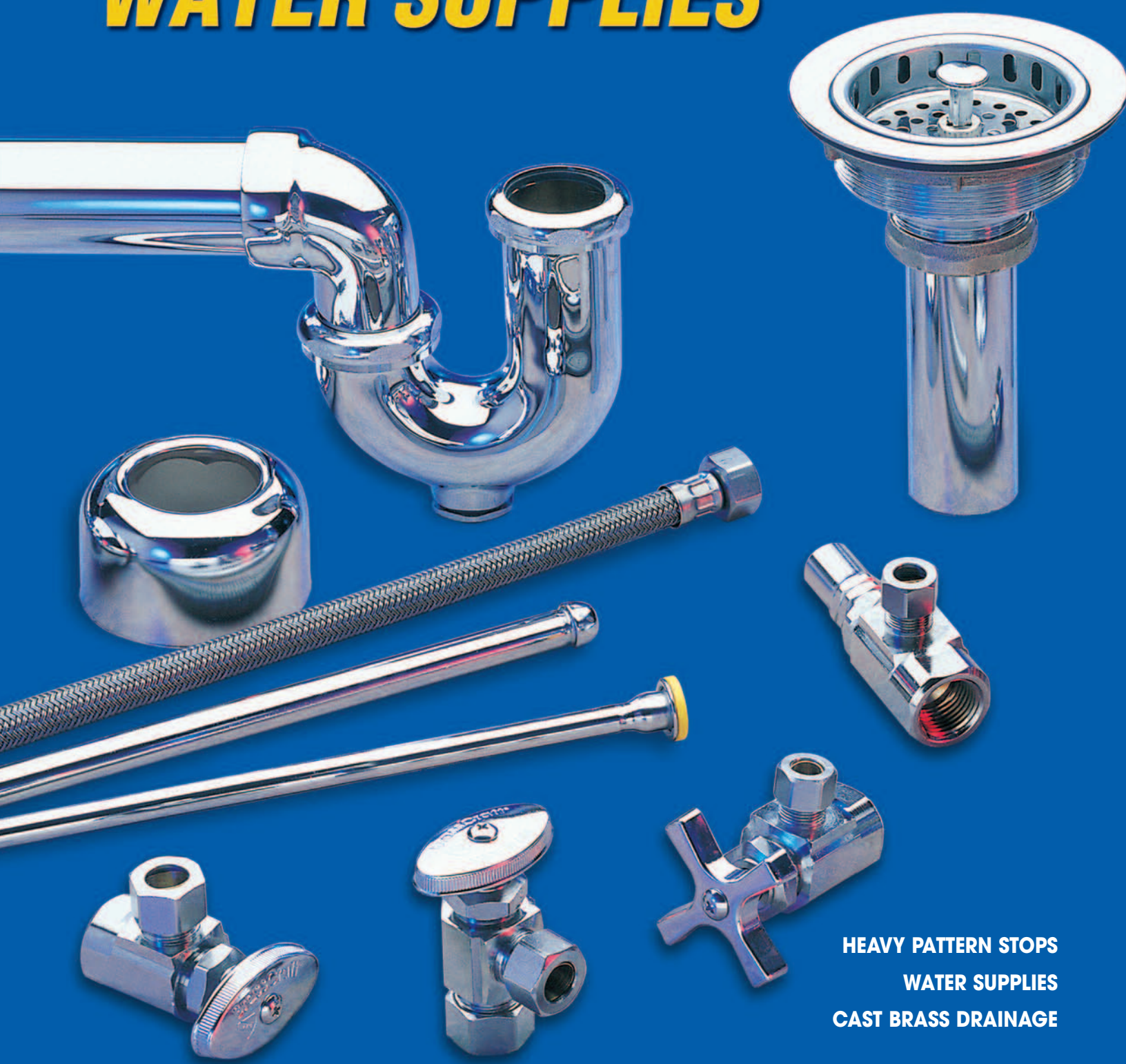


# BrassCraft®

CATALOG  
PRICE LIST  
JANUARY 15,  
2007

## COMMERCIAL WATER SUPPLIES



HEAVY PATTERN STOPS  
WATER SUPPLIES  
CAST BRASS DRAINAGE

# COMMERCIAL WATER SUPPLIES CATALOG

BrassCraft, the most trusted name in plumbing supplies, offers a full line of quality commercial water supply products. With everything from heavy pattern stops, risers and fittings, to kits, accessories and a full complement of cast brass tubular drainage products, BrassCraft gives you full-line, single-source convenience.

BrassCraft’s commercial water supplies program provides industry-leading support, including easy-to-use specification sheets and detailed product comparison charts.

To obtain detailed specifications/submittal sheets or additional information, please contact BrassCraft or your local BrassCraft representative today, or visit us on the web at [www.speedwaysupplies.com](http://www.speedwaysupplies.com).

## TABLE OF CONTENTS

	<b>Page</b>		<b>Page</b>
Faucet Supplies, Rigid Type .....	5	Speedi Plumb PLUS™ Connectors.....	22
Wheelchair Supply .....	5	Components/Accessories .....	23
Faucet Supplies, Flexible Type.....	6-10	Standard P-Traps .....	24
Toilet Supplies, Rigid Type, Angle .....	10	Adjustable Style P-Traps.....	24
Toilet Supplies, Flexible Type, Angle .....	11-14	Strainers .....	25
Toilet Supplies, Flexible Type, Straight.....	15	Escutcheons .....	26
Stops, Regular Pattern, Angle .....	16-18	Comparative Part Numbers Tables.....	27, 28
Stops, Regular Pattern, Straight.....	18, 19	Product Specifications .....	29
Stops, Heavy Pattern, Angle (only).....	20, 21	Index.....	30, 31
Flexible Copper Riser Tubes .....	22		

## SPECIFICATIONS

**SUPPLY STOPS FOR POTABLE WATER DISTRIBUTION SYSTEMS  
MANUFACTURED BY BRASSCRAFT ARE DESIGNED  
AND MANUFACTURED IN THE UNITED STATES  
IN ACCORDANCE WITH:**

ASME A112.18.1  
CSA B125

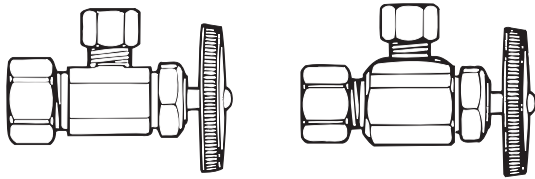


IAPMO Listed -  
File #645



# STOP STYLES

## ANGLE STOP

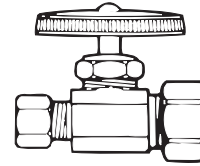


STANDARD

\*HEAVY PATTERN

ANGLE STOPS	
Inlet	Style Prefix
Compression	OCR-
Iron Pipe	OR-
Sweat	R-
Sweat Extension	CS-
*Heavy Pattern, Compression	HCR-
*Heavy Pattern, Iron Pipe/Sweat	HR-
*Heavy Pattern, Sweat Ext.	HCS-

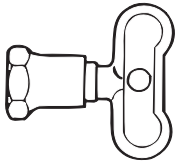
## STRAIGHT STOP



STRAIGHT STOPS	
Inlet	Style Prefix
Compression	OCR-
Iron Pipe	OR-
Sweat	R-
Sweat Extension	CS-

**\*BrassCraft Heavy Pattern Stops are machined from a commercial size brass extrusion. With roughly a twenty percent increase in body width, the Heavy Pattern Stops are *at least* fifty percent heavier than BrassCraft standard stops.**

## VARIATIONS



Lock-Shield  
Loose-Key

Add Prefix "S"

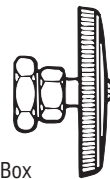
Stops Only, Adjust - Add \$5.48 List  
Faucet Kits, Adjust - Add \$10.96 List  
Toilet Kits, Adjust - Add \$5.48 List



Lock-Shield  
Screw-Dr. Slot

Add Prefix "SS"


Stops Only, Adjust - Add \$5.48 List  
Faucet Kits, Adjust - Add \$10.96 List  
Toilet Kits, Adjust - Add \$5.48 List



Stuffing Box

Add Prefix "T"

Stops Only, Adjust - Add \$5.64 List  
Faucet Kits, Adjust - Add \$11.28 List  
Toilet Kits, Adjust - Add \$5.64 List



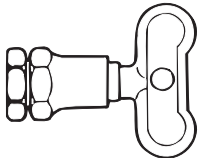
All Stops are furnished with brass stems. For stops with non-corrosive P.O.M.\* stems, delete suffix "Z"

Adjust - Subtract 6% from the valve/kit list price.

**NOTE:**

P.O.M.\* stems not available in sweat inlet, heavy pattern, loose key, screw-driver slot, stuffing box.

\*Polyoxymethylene



Stuffing Box  
Lock-Shield  
Loose-Key

Add Prefix "ST"

Stops Only, Adjust - Add \$11.12 List  
Faucet Kits, Adjust - Add \$22.26 List  
Toilet Kits, Adjust - Add \$11.12 List



Stuffing Box  
Lock-Shield  
Screw-Dr. Slot

Add Prefix "SST"

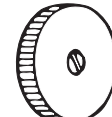
Stops Only, Adjust - Add \$11.12 List  
Faucet Kits, Adjust - Add \$22.26 List  
Toilet Kits, Adjust - Add \$11.12 List



Cross Handle

Add Prefix "X"

Stops Only, Adjust - Add \$11.10 List  
Faucet Kits, Adjust - Add \$22.14 List  
Toilet Kits, Adjust - Add \$11.10 List



Round (Brass) Handle

Add Prefix "XX"

Stops Only, Adjust - Add \$5.08 List  
Faucet Kits, Adjust - Add \$10.16 List  
Toilet Kits, Adjust - Add \$5.08 List

# SUPPLY RISER OPTIONS

## LENGTH/DIAMETERS (IN INCHES)

Standard Length to Connect\*: 12" (standard), 15", 20" 30", 36"  
 Examples: OR1512AZ C (standard), OR3515DLZ C (15"), OR1520AZ C (20")  
 Standard Diameters: 3/8" O.D., 1/2" O.D.  
 Examples (Risers only): 1-12A C (3/8" O.D.), 3-12A C (1/2" O.D.)

\* Connection length is center line of stop to top of riser. Actual riser length is "length to connect" less 1/2".


## FAUCET RISERS



Formed Metal Nosepiece  
w/Insert  
Suffix "A" - Standard  
Example: OR1512AZ C



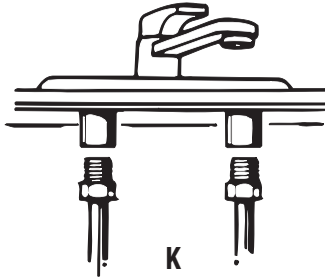
Rubber Washer w/Brass  
Friction Ring  
Suffix "C"  
Example: OR1512CZ C



Compression Nut &  
Sleeve  
Suffix "KC"  
Example: OR1512KCZ C



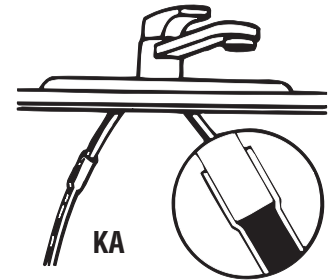
1/2" M.I.P.  
Tapped 1/4" F.I.P.  
Suffix "K"  
Example: OR1512KZ C



K



Copper Sweat  
Suffix "KA"  
Example: OR1512KAZ C



KA

## TOILET RISERS



Formed Nosepiece w/Insert  
Gasket  
Suffix "DL" - Standard  
Example: OR1512DLZ C



Heavy Nosepiece w/Rubber Cone  
Washer  
Suffix "DE"  
Example: OR1512DEZ C



Rubber Washer w/Brass  
Friction Ring  
Suffix "E"  
Example: OR1512EZ C

**PLEASE CONSULT YOUR BRASSCRAFT SALES  
REPRESENTATIVE FOR SPECIFICATION AND PRICING DETAILS**

# NUMBERING SYSTEM

## FOR SUPPLY KITS AND COMPONENT PARTS

The following alpha and numeric symbols make up the numbering system used to designate specific flexible supply kits, risers, stops and fittings.

# HR1512AZ C

For Example: Part No.

## HR

The Leading Alpha(s) indicate **stop style**. (Absence of alpha indicates fitting).

\*Alpha **Prefixes** specify available stop handle and outlet variations.

- R** — Sweat inlet, angle or straight.
- OCR** — Compression inlet, angle or straight.
- HCR** — Heavy Pattern w/compression inlet, angle.
- OR** — Iron pipe inlet, angle or straight.
- HR** — Heavy Pattern w/iron pipe or sweat inlet, angle.
- PR** — Solvent weld (CPVC) inlet, angle or straight.
- BR** — Barbed inlet, angle or straight.

- S** — Lock-shield loose-key
- SS** — Lock-shield screwdriver slot
- T** — Stuffing box
- ST** — Lock-shield loose-key stuffing box
- SST** — Lock-shield screwdriver slot stuffing box
- X** — Cross handle
- XX** — Round handle (Brass)
- O** — Oval handle
- F** — Flare riser outlet on various stop configurations
- RD** — Sweat riser outlet (on various stop configurations)

\*Note, handle variation prefixes for the heavy pattern stops listed in this catalog, **must** be added to the part number **following** the "H", e.g., H3601 C with stuffing box becomes HT3601 C. Optional handle variation prefixes for standard pattern stops are simply added on to the part number, e.g., 3601 C with stuffing box becomes T3601 C.

## 1 FIRST DIGIT (Outlet Size)

Stop or fitting outlet size. (same as riser diameter.)  
Example: 1 = 3/8" O.D.

### Outlet Size (Tube)

- 0** — 1/4" O.D.\*
- 1** — 3/8" O.D. (1/4" Nom.)
- 2** — 7/16" O.D.\*
- 3** — 1/2" O.D. (3/8" Nom.)
- 4** — 5/8" O.D. (1/2" Nom.)\*
- 6** — 3/4" O.D.\*
- 8** — 1/2" Iron pipe size
- 9** — 3/8" Iron pipe size

## 5 SECOND DIGIT (Inlet Size and Style)

Stop or fitting inlet size and style (i.e., — angle or straight stop: elbow or straight fitting.)  
Example: 5 = 3/8" I.P.S.

### Inlet Size and Style

- 0** — 3/8" Female Iron Pipe Straight
- 1** — 3/8" O.D. Compr. (1/4" Nom.)
- 2** — 1/2" Female Iron Pipe Straight\*
- 3** — 1/2" Male Iron Pipe Straight\*
- 4** — 1/2" Nom. Copper Straight
- 5** — 3/8" Female Iron Pipe Angle
- 6** — 3/8" Male Iron Pipe Angle\*
- 7** — 1/2" Female Iron Pipe Angle
- 8** — 1/2" Male Iron Pipe Angle\*
- 9** — 1/2" Nom. Copper Angle
- B** — 3/8" Nom. Copper Angle\*
- A** — 3/8" Nom. Copper Straight\*

## 12 THIRD AND FOURTH DIGITS

Riser connection length in inches.  
Example: 12 = 12" Connection length. Actual riser lengths are 1/2" less than connection lengths.

### Standard Connection Lengths Include:

- 12", 15", 20", 30", 36"

## A LETTER SUFFIX (Nosepiece Style)

Indicates riser nosepiece style.  
Example: A = Faucet

### Riser Nosepiece Style

- A** — Faucet: One-piece construction w/Insert
- AS** — Faucet: Soldered Nosepiece
- C** — Faucet: Rubber Cone and brass Friction Ring
- DE** — Toilet: Formed Nosepiece w/Rubber Cone Washer
- DL** — Toilet: Formed Nosepiece w/Insert Gasket
- E** — Toilet: Rubber Cone and brass Friction Ring
- K** — Sink Faucet Adapter. Used to convert faucet risers with "A" nosepiece to sink faucets with female thread connection.
- KA** — Faucet: Copper Sweat
- KC** — Faucet: Compression Nut and Sleeve Hook-up

## Z OPTIONS

If more than one option, put in alphabetical order.

- B** — Bell Flange
- CB** — Cast SSC. Flange
- F** — Less Flange
- G** — With Two SJ300 RGH Nuts
- H** — Less Handle
- J** — Less Washer
- NXXX** — Nipple Length, In Decimal Inches
- S** — Less Screw
- T** — Cover Tube
- W** — Drain Outlet On CPVC\*
- Z** — Brass Stem (NOTE: Sweat supplies and heavy pattern supplies only available with brass stem)

## C LETTER SUFFIX (Finish)

Example: C = Chrome Plated

### Finish

- A** — Antique Brass\*
- C** — Chrome Plated
- P** — Polished Brass\*
- R** — Rough/Unplated\*

\* PLEASE REFER TO BRASSCRAFT SPEEDWAY® SUPPLIES CATALOG FOR DETAILS AND AVAILABILITY

### EXAMPLE

Applying the above to the example, the part number "**HR1512AZ C**" designates the following:

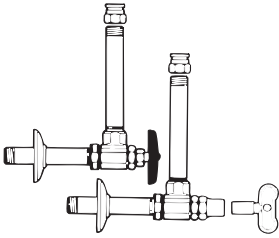
- HR** — Heavy Pattern Sweat or Iron Pipe
- 1** — 3/8" O.D. Riser Tube Outlet
- 5** — 3/8" Female Iron Pipe Angle
- 12** — 12" Riser Connection Length
- A** — Faucet Nosepiece, One-Piece Construction w/Insert
- Z** — Brass Stem
- C** — Chrome Plated

### EXCEPTIONS

The above numbering system applies to all flexible supply kits, stops, fittings and risers with these exceptions:

1. SWEAT WATER SUPPLIES W/5" EXT. TUBE ("HCS", "CS" SERIES)
2. RIGID AND WHEELCHAIR SUPPLIES

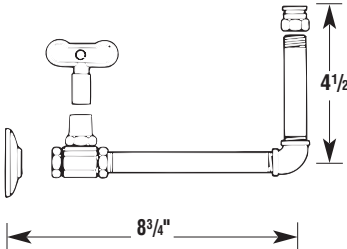
# COMMERCIAL WATER SUPPLIES

	Part Number UPC Code	Description	Carton		List Price Each
			Qty.	Wt. Lbs.	
<b>FAUCET SUPPLIES, ANGLE, RIGID TYPE (F. I. P.)</b>					
 <p>SEE SUBMITTAL SHEET S1</p>	<b>3601 C</b> 026613055398	3/8" I.P.S. with 4-1/2" Extension Nipple Inlets x 3/8" I.P.S. Outlets with 5-1/2" Riser Nipples, with 3/8" F.I.P. x 1/4" F.I.P. Reducer Bushings, Stuffing Box, Escutcheons	25 Pr.	50.0	96.93 Pr.
	<b>S3601 C</b> 026613055473	3/8" I.P.S. with 4-1/2" Extension Nipple Inlets x 3/8" I.P.S. Outlets with 5-1/2" Riser Nipples, with 3/8" F.I.P. x 1/4" F.I.P. Reducer Bushings, Loose Key, Stuffing Box, Escutcheons	25 Pr.	50.0	104.06 Pr.

### COMPARATIVE PART NUMBERS

BRASSCRAFT	AM. STD	CHICAGO	ELJER	KOHLER	MCGUIRE
3601 C					158
S3601 C					158LK

### WHEELCHAIR FAUCET SUPPLY, STRAIGHT, RIGID TYPE (F. I. P.)

 <p>All dimensions are overall, center to end, with item completely assembled.</p> <p>SEE SUBMITTAL SHEET S3</p>	<b>7536 C</b> 026613055459	3/8" I.P.S. with 6" Extension Nipple Outlets x 3/8" I.P.S. 90° Elbows with 3-1/2" Riser Nipples, with 3/8" F.I.P. x 1/4" F.I.P. Reducer Bushings, Loose Key, Escutcheons	1 Pr.	4.0	150.36 Pr.
---	-------------------------------	--	-------	-----	------------

### COMPARATIVE PART NUMBERS

BRASSCRAFT	AM. STD	CHICAGO	ELJER	KOHLER	MCGUIRE
7536 C	7536.014		802-0950		158WC



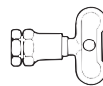
Lock-Shield Loose-Key  
Add Prefix "S"



Lock-Shield Screw-Dr. Slot  
Add Prefix "SS"



Stuffing Box  
Add Prefix "T"



Lock-Shield Loose-Key Stuffing Box  
Add Prefix "ST"



Lock-Shield Screw-Dr. Slot Stuffing Box  
Add Prefix "SST"



Cross Handle  
Add Prefix "X"



Round (Brass) Handle  
Add Prefix "XX"

# COMMERCIAL WATER SUPPLIES

	Part Number UPC Code	Description	Carton		List Price Each
			Qty.	Wt. Lbs.	
<b>FAUCET SUPPLIES, ANGLE, FLEXIBLE TYPE (F. I. P.)</b>					
	<b>SEE SUBMITTAL SHEET S4</b>				
	<b>OR1512AZ C</b> 026613036670	3/8" I.P.S. Inlets x 3/8" O.D. Outlets, 12" Risers, Escutcheons	50 Pr.	46.0	40.25 Pr.
	<b>SR1512A C</b> 026613038834	3/8" I.P.S. Inlets x 3/8" O.D. Outlets, Loose Key, 12" Risers, Escutcheons	50 Pr.	46.0	47.48 Pr.
	<b>HR1512AZ C</b> 026613050478	3/8" I.P.S. Inlets x 3/8" O.D. Outlets, Heavy Pattern, 12" Risers, Escutcheons	15 Pr.	20.0	49.11 Pr.
	<b>HSR1512A C</b> 026613050508	3/8" I.P.S. Inlets x 3/8" O.D. Outlets, Heavy Pattern, Loose Key, 12" Risers, Escutcheons	15 Pr.	21.0	55.55 Pr.
	<b>SEE SUBMITTAL SHEET S5</b>				
	<b>OR1712AZ C</b> 026613037028	1/2" I.P.S. Inlets x 3/8" O.D. Outlets, 12" Risers, Escutcheons	50 Pr.	50.0	40.25 Pr.
	<b>SR1712A C</b> 026613038926	1/2" I.P.S. Inlets x 3/8" O.D. Outlets, Loose Key, 12" Risers, Escutcheons	50 Pr.	50.0	47.48 Pr.
	<b>HR1712AZ C</b> 026613050522	1/2" I.P.S. Inlets x 3/8" O.D. Outlets, Heavy Pattern, 12" Risers, Escutcheons	15 Pr.	18.8	49.11 Pr.
	<b>HSR1712A C</b> 026613050553	1/2" I.P.S. Inlets x 3/8" O.D. Outlets, Heavy Pattern, Loose Key, 12" Risers, Escutcheons	15 Pr.	20.0	55.55 Pr.
	<b>SEE SUBMITTAL SHEET S6</b>				
	<b>OR3512AZ C</b> 026613051413	3/8" I.P.S. Inlets x 1/2" O.D. Outlets, 12" Risers, Escutcheons	50 Pr.	50.0	58.68 Pr.
	<b>SR3512A C</b> 026613039114	3/8" I.P.S. Inlets x 1/2" O.D. Outlets, Loose Key, 12" Risers, Escutcheons	50 Pr.	50.0	62.14 Pr.
	<b>HSR3512A C</b> 026613050430	3/8" I.P.S. Inlets x 1/2" O.D. Outlets, Heavy Pattern, Loose Key, 12" Risers, Escutcheons	15 Pr.	20.0	74.26 Pr.
	Additional riser lengths available. For sizes and prices, contact your BrassCraft representative.				

## COMPARATIVE PART NUMBERS

BRASSCRAFT	AM. STD	CHICAGO	ELJER	KOHLER	MCGUIRE
<b>OR1512AZ C</b>					165
<b>SR1512A C</b>					165LK
<b>HR1512AZ C</b>		1018	802-320	K-7605	H165
<b>HSR1512A C</b>		1016	802-0325	K-7607	H165LK
<b>OR1712AZ C</b>					2165
<b>SR1712A C</b>					2165LK
<b>HR1712AZ C</b>		1019		K-7606	H2165
<b>HSR1712A C</b>				K-7608	H2165LK
<b>OR3512AZ C</b>					167
<b>SR3512A C</b>					167LK
<b>HSR3512A C</b>	2303.063	1005			H167LK



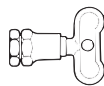
Lock-Shield  
Loose-Key  
Add Prefix "S"



Lock-Shield  
Screw-Dr. Slot  
Add Prefix "SS"



Stuffing Box  
Add Prefix "T"



Lock-Shield  
Loose-Key  
Stuffing Box  
Add Prefix "ST"



Lock-Shield  
Screw-Dr. Slot  
Stuffing Box  
Add Prefix "SST"



Cross Handle  
Add Prefix "X"



Round (Brass)  
Handle  
Add Prefix "XX"

# COMMERCIAL WATER SUPPLIES

	Part Number UPC Code	Description	Carton		List Price Each
			Qty.	Wt. Lbs.	

## FAUCET SUPPLIES, ANGLE, FLEXIBLE TYPE (F. I. P.) (CONT.)

<p>SEE SUBMITTAL SHEET S7</p>	<b>OR3712AZ C</b> 026613051437	1/2" I.P.S. Inlets x 1/2" O.D. Outlets, 12" Risers, Escutcheons	50 Pr.	58.0	58.09 Pr.
	<b>SR3712A C</b> 026613045771	1/2" I.P.S. Inlets x 1/2" O.D. Outlets, Loose Key, 12" Risers, Escutcheons	50 Pr.	58.0	63.41 Pr.
	<b>HR3712AZ C</b> 026613050782	1/2" I.P.S. Inlets x 1/2" O.D. Outlets, Heavy Pattern, 12" Risers, Escutcheons	15 Pr.	21.5	67.28 Pr.
	<b>HSR3712A C</b> 026613050805	1/2" I.P.S. Inlets x 1/2" O.D. Outlets, Heavy Pattern, Loose Key, 12" Risers, Escutcheons	15 Pr.	23.0	73.72 Pr.
Additional riser lengths available. For sizes and prices, contact your BrassCraft representative.					

### COMPARATIVE PART NUMBERS

BRASSCRAFT	AM. STD	CHICAGO	ELJER	KOHLER	MCGUIRE
OR3712AZ C					2167
SR3712A C					2167LK
HR3712AZ C		1004			H2167
HSR3712A C		1006			H2167LK

## FAUCET SUPPLIES, ANGLE, FLEXIBLE TYPE (SWEAT EXTENSION)

<p>SEE SUBMITTAL SHEET S8</p>	<b>CS400A C</b> 026613034805	1/2" Nom. Sweat With 5" Extension Tube Inlets x 3/8" O.D. Outlets, 12" Risers, Bell Escutcheons	50 Pr.	54.0	55.95 Pr.
	<b>SCS400A C</b> 026613038568	1/2" Nom. Sweat With 5" Extension Tube Inlets x 3/8" O.D. Outlets, Loose Key, 12" Risers, Bell Escutcheons	50 Pr.	54.0	67.49 Pr.
	<b>HCS400A C</b> 026613050591	1/2" Nom. Sweat With 5" Extension Tube Inlets x 3/8" O.D. Outlets, Heavy Pattern, 12" Risers, Bell Escutcheons	15 Pr.	23.0	86.41 Pr.
	<b>HSCS400A C</b> 026613050614	1/2" Nom. Sweat With 5" Extension Tube Inlets x 3/8" O.D. Outlets, Heavy Pattern, Loose Key, 12" Risers, Bell Escutcheons	15 Pr.	24.5	92.87 Pr.
Additional riser lengths available. For sizes and prices, contact your BrassCraft representative.					

### COMPARATIVE PART NUMBERS

BRASSCRAFT	AM. STD	CHICAGO	ELJER	KOHLER	MCGUIRE
CS400A C					170
SCS400A C					170LK
HCS400A C					H170
HSCS400A C					H170LK



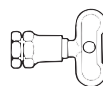
Lock-Shield Loose-Key  
Add Prefix "S"



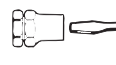
Lock-Shield Screw-Dr. Slot  
Add Prefix "SS"



Stuffing Box  
Add Prefix "T"



Lock-Shield Loose-Key Stuffing Box  
Add Prefix "ST"



Lock-Shield Screw-Dr. Slot Stuffing Box  
Add Prefix "SST"

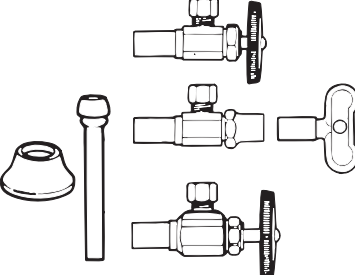


Cross Handle  
Add Prefix "X"



Round (Brass) Handle  
Add Prefix "XX"

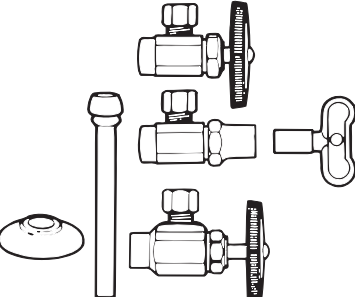
# COMMERCIAL WATER SUPPLIES

	Part Number UPC Code	Description	Carton		List Price Each
			Qty.	Wt. Lbs.	
<b>FAUCET SUPPLIES, ANGLE, FLEXIBLE TYPE (SWEAT EXTENSION) (CONT.)</b>					
 <p>SEE SUBMITTAL SHEET S9</p>	<b>CS500A C</b> 026613034935	1/2" Nom. Sweat With 5" Extension Tube Inlets x 1/2" O.D. Outlets, 12" Risers, Bell Escutcheons	50 Pr.	61.0	75.95 Pr.
	<b>SCS500A C</b> 026613038636	1/2" Nom. Sweat With 5" Extension Tube Inlets x 1/2" O.D. Outlets, Loose Key, 12" Risers, Bell Escutcheons	50 Pr.	61.0	87.49 Pr.
	<b>HCS500A C</b> 026613050645	1/2" Nom. Sweat With 5" Extension Tube Inlets x 1/2" O.D. Outlets, Heavy Pattern, 12" Risers, Bell Escutcheons	15 Pr.	23.0	99.40 Pr.
Additional riser lengths available. For sizes and prices, contact your BrassCraft representative.					

### COMPARATIVE PART NUMBERS

BRASSCRAFT	AM. STD	CHICAGO	ELJER	KOHLER	MCGUIRE
CS500A C					171
SCS500A C					171LK
HCS500A C					H171

### FAUCET SUPPLIES, ANGLE, FLEXIBLE TYPE (SWEAT)

 <p>SEE SUBMITTAL SHEET S10</p>	<b>R1912A C</b> 026613037950	1/2" Nom. Sweat Inlets x 3/8" O.D. Outlets, 12" Risers, Escutcheons	50 Pr.	45.0	36.13 Pr.
	<b>SR1912A C</b> 026613038995	1/2" Nom. Sweat Inlets x 3/8" O.D. Outlets, Loose Key, 12" Risers, Escutcheons	50 Pr.	45.0	47.67 Pr.
	<b>HR1912A C</b> 026613050898	1/2" Nom. Sweat Inlets x 3/8" O.D. Outlets, Heavy Pattern, 12" Risers, Escutcheons	15 Pr.	18.8	49.38 Pr.
Additional riser lengths available. For sizes and prices, contact your BrassCraft representative.					

### COMPARATIVE PART NUMBERS

BRASSCRAFT	AM. STD	CHICAGO	ELJER	KOHLER	MCGUIRE
R1912A C					175
SR1912A C					175LK
HR1912A C					



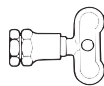
Lock-Shield  
Loose-Key  
Add Prefix "S"



Lock-Shield  
Screw-Dr. Slot  
Add Prefix "SS"



Stuffing Box  
Add Prefix "T"



Lock-Shield  
Loose-Key  
Stuffing Box  
Add Prefix "ST"



Lock-Shield  
Screw-Dr. Slot  
Stuffing Box  
Add Prefix "SST"

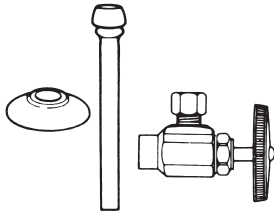


Cross Handle  
Add Prefix "X"



Round (Brass)  
Handle  
Add Prefix "XX"

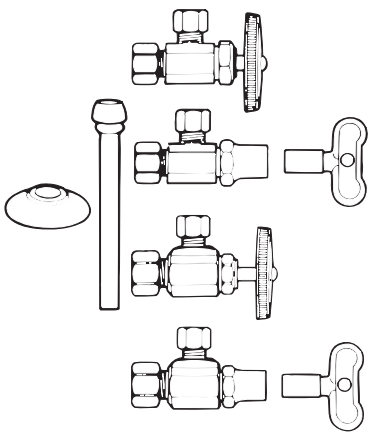
# COMMERCIAL WATER SUPPLIES

	Part Number UPC Code	Description	Carton		List Price Each
			Qty.	Wt. Lbs.	
<b>FAUCET SUPPLIES, ANGLE, FLEXIBLE TYPE (SWEAT) (CONT.)</b>					
 <p style="text-align: center;">SEE SUBMITTAL SHEET S11</p>	<b>HR3912A C</b> 026613050843	1/2" Nom. Sweat Inlets x 1/2" O.D. Outlets, Heavy Pattern, 12" Risers, Escutcheons	15 Pr.	21.5	67.84 Pr.
	Additional riser lengths available. For sizes and prices, contact your BrassCraft representative.				

### COMPARATIVE PART NUMBERS

BRASSCRAFT	AM. STD	CHICAGO	ELJER	KOHLER	MCGUIRE
HR3912A C		1028			

### FAUCET SUPPLIES, ANGLE, FLEXIBLE TYPE (COMPRESSION)

 <p style="text-align: center;">SEE SUBMITTAL SHEET S12</p>	<b>OCR1912AZ C</b> 026613035512	1/2" Nom. Comp. Inlets x 3/8" O.D. Outlets, 12" Risers, Escutcheons	50 Pr.	50.0	42.50 Pr.
	<b>SCR1912A C</b> 026613038315	1/2" Nom. Comp. Inlets x 3/8" O.D. Outlets, Loose Key, 12" Risers, Escutcheons	50 Pr.	50.0	49.49 Pr.
	<b>HCR1912AZ C</b> 026613049885	1/2" Nom. Comp. Inlets x 3/8" O.D. Outlets, Heavy Pattern, 12" Risers, Escutcheons	15 Pr.	18.8	51.93 Pr.
	<b>HSCR1912A C</b> 026613049915	1/2" Nom. Comp. Inlets x 3/8" O.D. Outlets, Heavy Pattern, Loose Key, 12" Risers, Escutcheons	15 Pr.	20.0	58.38 Pr.
	Additional riser lengths available. For sizes and prices, contact your BrassCraft representative.				

### COMPARATIVE PART NUMBERS

BRASSCRAFT	AM. STD	CHICAGO	ELJER	KOHLER	MCGUIRE
OCR1912AZ C					2165CC
SCR1912A C					2165CCLK
HCR1912AZ C					H2165CC
HSCR1912A C					H2165CCLK



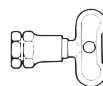
Lock-Shield  
Loose-Key  
Add Prefix "S"



Lock-Shield  
Screw-Dr. Slot  
Add Prefix "SS"



Stuffing Box  
Add Prefix "T"



Lock-Shield  
Loose-Key  
Stuffing Box  
Add Prefix "ST"



Lock-Shield  
Screw-Dr. Slot  
Stuffing Box  
Add Prefix "SST"

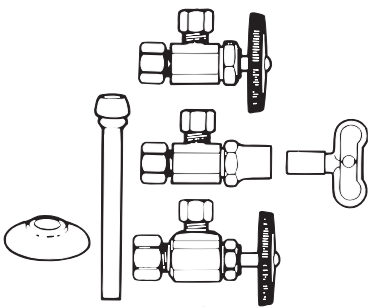


Cross Handle  
Add Prefix "X"



Round (Brass)  
Handle  
Add Prefix "XX"

# COMMERCIAL WATER SUPPLIES

	Part Number UPC Code	Description	Carton		List Price Each
			Qty.	Wt. Lbs.	
<b>FAUCET SUPPLIES, ANGLE, FLEXIBLE TYPE (COMPRESSION) (CONT.)</b>					
 <p style="text-align: center; margin-top: 10px;">SEE SUBMITTAL SHEET S13</p>	<b>OCR3912AZ C</b> 026613036021	1/2" Nom. Comp. Inlets x 1/2" O.D. Outlets, 12" Risers, Escutcheons	50 Pr.	56.0	49.10 Pr.
	<b>SCR3912A C</b> 026613038513	1/2" Nom. Comp. Inlets x 1/2" O.D. Outlets, Loose Key, 12" Risers, Escutcheons	50 Pr.	56.0	55.38 Pr.
	<b>HCR3912AZ C</b> 026613050348	1/2" Nom. Comp. Inlets x 1/2" O.D. Outlets, Heavy Pattern, 12" Risers, Escutcheons	15 Pr.	21.5	55.36 Pr.
Additional riser lengths available. For sizes and prices, contact your BrassCraft representative.					

COMPARATIVE PART NUMBERS					
BRASSCRAFT	AM. STD	CHICAGO	ELJER	KOHLER	MCGUIRE
OCR3912AZ C					2167CC
SCR3912A C					2167CCLK
HCR3912AZ C		1026			

TOILET SUPPLIES, ANGLE, RIGID TYPE (F. I. P.)					
 <p style="text-align: center; margin-top: 10px;">SEE SUBMITTAL SHEET S14</p>	<b>S3651 C</b> 026613055497	3/8" I.P.S. with 5-1/2" Extension Nipple Inlet x 3/8" I.P.S. Outlet with 3-1/2" Riser Nipple, Loose Key, Stuffing Box, Escutcheon	25	25.0	57.54
	<b>HS3651 C</b> 026613050751	3/8" I.P.S. with 5-1/2" Extension Nipple Inlet x 3/8" I.P.S. Outlet with 3-1/2" Riser Nipple, Heavy Pattern, Loose Key, Stuffing Box, Escutcheon	15	19.5	77.05
Additional riser lengths available. For sizes and prices, contact your BrassCraft representative.					

COMPARATIVE PART NUMBERS					
BRASSCRAFT	AM. STD	CHICAGO	ELJER	KOHLER	MCGUIRE
S3651 C					159LK
HS3651 C		1010	802-0215	K-7634	H159LK



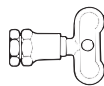
Lock-Shield Loose-Key  
Add Prefix "S"



Lock-Shield Screw-Dr. Slot  
Add Prefix "SS"



Stuffing Box  
Add Prefix "T"



Lock-Shield Loose-Key Stuffing Box  
Add Prefix "ST"



Lock-Shield Screw-Dr. Slot Stuffing Box  
Add Prefix "SST"



Cross Handle  
Add Prefix "X"



Round (Brass) Handle  
Add Prefix "XX"

# COMMERCIAL WATER SUPPLIES

	Part Number UPC Code	Description	Carton		List Price Each
			Qty.	Wt. Lbs.	
<b>TOILET SUPPLIES, ANGLE, FLEXIBLE TYPE (F. I. P.)</b>					
<p>SEE SUBMITTAL SHEET S16</p>	<b>OR1512DLZ C</b> 026613036809	3/8" I.P.S. Inlet x 3/8" O.D. Outlet, 12" Riser, Escutcheon	50	27.0	20.56
	<b>SR1512DL C</b> 026613038858	3/8" I.P.S. Inlet x 3/8" O.D. Outlet, Loose Key, 12" Riser, Escutcheon	50	27.0	24.12
	Additional riser lengths available. For sizes and prices, contact your BrassCraft representative.				

**COMPARATIVE PART NUMBERS**

BRASSCRAFT	AM. STD	CHICAGO	ELJER	KOHLER	MCGUIRE
OR1512DLZ C					166
SR1512DL C					166LK

**TOILET SUPPLIES, ANGLE, FLEXIBLE TYPE (F. I. P.) (CONT.)**

<p>SEE SUBMITTAL SHEET S17</p>	<b>OR1712DLZ C</b> 026613037134	1/2" I.P.S. Inlet x 3/8" O.D. Outlet, 12" Riser, Escutcheon	50	28.0	20.56
	<b>SR1712DL C</b> 026613045764	1/2" I.P.S. Inlet x 3/8" O.D. Outlet, Loose Key, 12" Riser, Escutcheon	50	28.0	24.12
	<b>HSR1712DL C</b> 026613050560	1/2" I.P.S. Inlet x 3/8" O.D. Outlet, Heavy Pattern, Loose Key, 12" Riser, Escutcheon	15	11.0	28.33
Additional riser lengths available. For sizes and prices, contact your BrassCraft representative.					

**COMPARATIVE PART NUMBERS**

BRASSCRAFT	AM. STD	CHICAGO	ELJER	KOHLER	MCGUIRE
OR1712DLZ C					2166
SR1712DL C					2166LK
HSR1712DL C				K-7645	H2166LK

<p>SEE SUBMITTAL SHEET S18</p>	<b>OR3512DLZ C</b> 026613051406	3/8" I.P.S. Inlet x 1/2" O.D. Outlet, 12" Riser, Escutcheon	50	31.0	30.73
Additional riser lengths available. For sizes and prices, contact your BrassCraft representative.					

**COMPARATIVE PART NUMBERS**

BRASSCRAFT	AM. STD	CHICAGO	ELJER	KOHLER	MCGUIRE
OR3512DLZ C					169



Lock-Shield  
Loose-Key

Add Prefix "S"



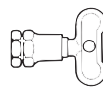
Lock-Shield  
Screw-Dr. Slot

Add Prefix "SS"




Stuffing Box

Add Prefix "T"



Lock-Shield  
Loose-Key  
Stuffing Box

Add Prefix "ST"



Lock-Shield  
Screw-Dr. Slot  
Stuffing Box

Add Prefix "SST"



Cross Handle

Add Prefix "X"



Round (Brass)  
Handle

Add Prefix "XX"

# COMMERCIAL WATER SUPPLIES

	Part Number UPC Code	Description	Carton		List Price Each
			Qty.	Wt. Lbs.	
<b>TOILET SUPPLIES, ANGLE, FLEXIBLE TYPE (F. I. P.) (CONT.)</b>					
<p><b>SEE SUBMITTAL SHEET S19</b></p>	<b>OR3712DLZ C</b> 026613037455	1/2" I.P.S. Inlet x 1/2" O.D. Outlet, 12" Riser, Escutcheon	50	34.0	29.20
	<b>SR3712DL C</b> 026613039145	1/2" I.P.S. Inlet x 1/2" O.D. Outlet, Loose Key, 12" Riser, Escutcheon	50	34.0	30.93
	<b>HR3712DLZ C</b> 026613050775	1/2" I.P.S. Inlet x 1/2" O.D. Outlet, Heavy Pattern, 12" Riser, Escutcheon	15	11.8	33.93
	<b>HSR3712DL C</b> 026613050812	1/2" I.P.S. Inlet x 1/2" O.D. Outlet, Heavy Pattern, Loose Key, 12" Riser, Escutcheon	15	12.5	37.15
Additional riser lengths available. For sizes and prices, contact your BrassCraft representative.					
<b>COMPARATIVE PART NUMBERS</b>					
BRASSCRAFT	AM. STD	CHICAGO	ELJER	KOHLER	MCGUIRE
OR3712DLZ C					2169
SR3712DL C					2169LK
HR3712DLZ C		1075			H2169
HSR3712DL C		1076			



Lock-Shield  
Loose-Key

Add Prefix "S"



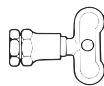
Lock-Shield  
Screw-Dr. Slot

Add Prefix "SS"



Stuffing Box

Add Prefix "T"



Lock-Shield  
Loose-Key  
Stuffing Box

Add Prefix "ST"



Lock-Shield  
Screw-Dr. Slot  
Stuffing Box

Add Prefix "SST"



Cross Handle

Add Prefix "X"



Round (Brass)  
Handle

Add Prefix "XX"

# COMMERCIAL WATER SUPPLIES

	Part Number UPC Code	Description	Carton		List Price Each
			Qty.	Wt. Lbs.	
<b>TOILET SUPPLIES, ANGLE, FLEXIBLE TYPE (SWEAT EXTENSION)</b>					
<p>SEE SUBMITTAL SHEET S20</p>	<b>CS401DL C</b> 026613034867	1/2" Nom. Sweat With 5" Extension Tube Inlet x 3/8" O.D. Outlet, 12" Riser, Bell Escutcheon	50	31.0	28.51
	<b>SCS401DL C</b> 026613038605	1/2" Nom. Sweat With 5" Extension Tube Inlet x 3/8" O.D. Outlet, Loose Key, 12" Riser, Bell Escutcheon	50	31.0	34.27
	<b>HCS401DL C</b> 026613050584	1/2" Nom. Sweat With 5" Extension Tube Inlet x 3/8" O.D. Outlet, Heavy Pattern, 12" Riser, Bell Escutcheon	15	12.5	43.78
Additional riser lengths available. For sizes and prices, contact your BrassCraft representative.					

### COMPARATIVE PART NUMBERS

BRASSCRAFT	AM. STD	CHICAGO	ELJER	KOHLER	MCGUIRE
CS401DL C					172
SCS401DL C					172LK
HCS401DL C					H172

<b>TOILET SUPPLIES, ANGLE, FLEXIBLE TYPE (SWEAT EXTENSION)</b>					
<p>SEE SUBMITTAL SHEET S21</p>	<b>CS501DL C</b> 026613034959	1/2" Nom. Sweat With 5" Extension Tube Inlet x 1/2" O.D. Outlet, 12" Riser, Bell Escutcheon	50	41.0	33.67
	<b>SCS501DL C</b> 026613038643	1/2" Nom. Sweat With 5" Extension Tube Inlet x 1/2" O.D. Outlet, Loose Key, 12" Riser, Bell Escutcheon	50	41.0	43.08
Additional riser lengths available. For sizes and prices, contact your BrassCraft representative.					

### COMPARATIVE PART NUMBERS

BRASSCRAFT	AM. STD	CHICAGO	ELJER	KOHLER	MCGUIRE
CS501DL C					173
SCS501DL C					173LK



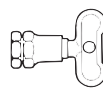
Lock-Shield Loose-Key  
Add Prefix "S"



Lock-Shield Screw-Dr. Slot  
Add Prefix "SS"



Stuffing Box  
Add Prefix "T"



Lock-Shield Loose-Key Stuffing Box  
Add Prefix "ST"



Lock-Shield Screw-Dr. Slot Stuffing Box  
Add Prefix "SST"

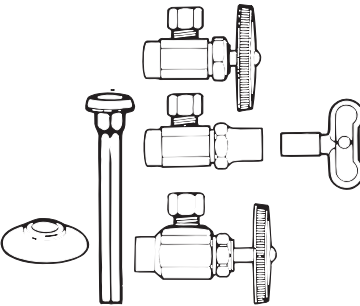


Cross Handle  
Add Prefix "X"



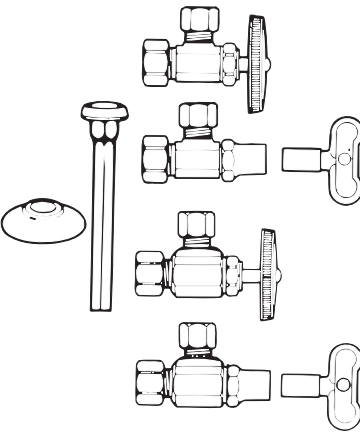
Round (Brass) Handle  
Add Prefix "XX"

# COMMERCIAL WATER SUPPLIES

	Part Number UPC Code	Description	Carton		List Price Each
			Qty.	Wt. Lbs.	
<b>TOILET SUPPLIES, ANGLE, FLEXIBLE TYPE (SWEAT)</b>					
 <p>SEE SUBMITTAL SHEET S22</p>	<b>R1912DL C</b> 026613038001	1/2" Nom. Sweat Inlet x 3/8" O.D. Outlet, 12" Riser, Escutcheon	50	27.0	18.48
	<b>SR1912DL C</b> 026613039039	1/2" Nom. Sweat Inlet x 3/8" O.D. Outlet, Loose Key, 12" Riser, Escutcheon	50	27.0	24.24
	<b>HR1912DL C</b> 026613050904	1/2" Nom. Sweat Inlet x 3/8" O.D. Outlet, Heavy Pattern, 12" Riser, Escutcheon	15	10.3	25.20
	Additional riser lengths available. For sizes and prices, contact your BrassCraft representative.				

### COMPARATIVE PART NUMBERS

BRASSCRAFT	AM. STD	CHICAGO	ELJER	KOHLER	MCGUIRE
R1912DL C					185
SR1912DL C					185LK
HR1912DL C					

<b>TOILET SUPPLIES, ANGLE, FLEXIBLE TYPE (COMPRESSION)</b>					
 <p>SEE SUBMITTAL SHEET S24</p>	<b>OCR1912DLZ C</b> 026613035635	1/2" Nom. Comp. Inlet x 3/8" O.D. Outlet, 12" Riser, Escutcheon	50	29.0	21.68
	<b>SCR1912DL C</b> 026613038360	1/2" Nom. Comp. Inlet x 3/8" O.D. Outlet, Loose Key, 12" Riser, Escutcheon	50	29.0	25.12
	<b>HCR1912DLZ C</b> 026613049892	1/2" Nom. Comp. Inlet x 3/8" O.D. Outlet, Heavy Pattern, 12" Riser, Escutcheon	15	10.3	26.51
	<b>HSCR1912DL C</b> 026613050690	1/2" Nom. Comp. Inlet x 3/8" O.D. Outlet, Heavy Pattern, Loose Key, 12" Riser, Escutcheon	15	11.0	29.72
Additional riser lengths available. For sizes and prices, contact your BrassCraft representative.					

### COMPARATIVE PART NUMBERS

BRASSCRAFT	AM. STD	CHICAGO	ELJER	KOHLER	MCGUIRE
OCR1912DLZ C					2166CC
SCR1912DL C					2166CCLK
HCR1912DLZ C					H2166CC
HSCR1912DL C					H2166CCLK



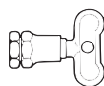
Lock-Shield  
Loose-Key  
Add Prefix "S"



Lock-Shield  
Screw-Dr. Slot  
Add Prefix "SS"



Stuffing Box  
Add Prefix "T"



Lock-Shield  
Loose-Key  
Stuffing Box  
Add Prefix "ST"



Lock-Shield  
Screw-Dr. Slot  
Stuffing Box  
Add Prefix "SST"

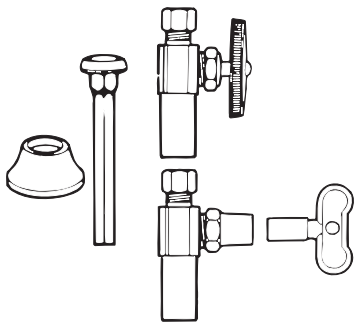


Cross Handle  
Add Prefix "X"



Round (Brass)  
Handle  
Add Prefix "XX"

# COMMERCIAL WATER SUPPLIES

	Part Number UPC Code	Description	Carton		List Price Each
			Qty.	Wt. Lbs.	
<b>TOILET SUPPLIES, STRAIGHT, FLEXIBLE TYPE (SWEAT EXTENSION)</b>					
 <p>SEE SUBMITTAL SHEET S27</p>	<b>CS403DL C</b> 026613034898	1/2" Nom. Sweat With 5" Extension Tube Inlet x 3/8" O.D. Outlet, 12" Riser, Bell Escutcheon	50	34.0	36.32
	<b>SCS403DL C</b> 026613103631	1/2" Nom. Sweat With 5" Extension Tube Inlet x 3/8" O.D. Outlet, Loose Key, 12" Riser, Bell Escutcheon	50	34.0	42.08
Additional riser lengths available. For sizes and prices, contact your BrassCraft representative.					
COMPARATIVE PART NUMBERS					
BRASSCRAFT	AM. STD	CHICAGO	ELJER	KOHLER	MCGUIRE
CS403DL C					
SCS403DL C					



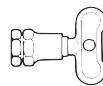
Lock-Shield  
Loose-Key  
Add Prefix "S"



Lock-Shield  
Screw-Dr. Slot  
Add Prefix "SS"



Stuffing Box  
Add Prefix "T"



Lock-Shield  
Loose-Key  
Stuffing Box  
Add Prefix "ST"



Lock-Shield  
Screw-Dr. Slot  
Stuffing Box  
Add Prefix "SST"



Cross Handle  
Add Prefix "X"



Round (Brass)  
Handle  
Add Prefix "XX"

# STOPS

	Part Number UPC Code	Description	Carton		List Price Each
			Qty.	Wt. Lbs.	
<b>REGULAR PATTERN, ANGLE (F. I. P.)</b>					
	<b>OR15Z C</b> 026613027418	3/8" I.P.S. Inlet x 3/8" O.D. Outlet	60	18.0	9.59
	<b>SR15 C</b> 026613030081	3/8" I.P.S. Inlet x 3/8" O.D. Outlet, Loose Key	60	18.0	14.32
	<b>OR17Z C</b> 026613027548	1/2" I.P.S. Inlet x 3/8" O.D. Outlet	60	18.0	9.59
	<b>SR17 C</b> 026613030142	1/2" I.P.S. Inlet x 3/8" O.D. Outlet, Loose Key	60	18.0	14.32
	<b>OR35Z C</b> 026613027746	3/8" I.P.S. Inlet x 1/2" O.D. Outlet	60	18.0	16.42
	<b>SR35 C</b> 026613030333	3/8" I.P.S. Inlet x 1/2" O.D. Outlet, Loose Key	60	18.0	20.42
	<b>OR37Z C</b> 026613027814	1/2" I.P.S. Inlet x 1/2" O.D. Outlet	60	21.0	14.65
	<b>SR37 C</b> 026613030395	1/2" I.P.S. Inlet x 1/2" O.D. Outlet, Loose Key	60	21.0	18.84

### COMPARATIVE PART NUMBERS

BRASSCRAFT	AM. STD	CHICAGO	ELJER	KOHLER	MCGUIRE
<b>OR15Z C</b>					ST1
<b>SR15 C</b>					ST1LK
<b>OR17Z C</b>					ST2
<b>SR17 C</b>					ST2LK
<b>OR35Z C</b>					ST3
<b>SR35 C</b>					ST3LK
<b>OR37Z C</b>					ST4
<b>SR37 C</b>					ST4LK

	<b>OR95Z C</b> 026613045702	3/8" I.P.S. Inlet x 3/8" I.P.S. Outlet	60	15.0	14.73
	<b>SR95 C</b> 026613030562	3/8" I.P.S. Inlet x 3/8" I.P.S. Outlet, Loose Key	60	15.0	18.91
	<b>OR87Z C</b> 026613027968	1/2" I.P.S. Inlet x 1/2" I.P.S. Outlet	60	22.0	18.86
	<b>SR87 C</b> 026613030494	1/2" I.P.S. Inlet x 1/2" I.P.S. Outlet, Loose Key	60	22.0	22.60

### COMPARATIVE PART NUMBERS

BRASSCRAFT	AM. STD	CHICAGO	ELJER	KOHLER	MCGUIRE
<b>OR95Z C</b>					ST5
<b>SR95 C</b>					ST5LK
<b>OR87Z C</b>					ST6
<b>SR87 C</b>					ST6LK



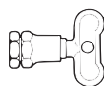
Lock-Shield  
Loose-Key  
Add Prefix "S"



Lock-Shield  
Screw-Dr. Slot  
Add Prefix "SS"



Stuffing Box  
Add Prefix "T"



Lock-Shield  
Loose-Key  
Stuffing Box  
Add Prefix "ST"



Lock-Shield  
Screw-Dr. Slot  
Stuffing Box  
Add Prefix "SST"



Cross Handle  
Add Prefix "X"



Round (Brass)  
Handle  
Add Prefix "XX"

# STOPS

	Part Number UPC Code	Description	Carton		List Price Each
			Qty.	Wt. Lbs.	
<b>REGULAR PATTERN, ANGLE (SWEAT EXTENSION)</b>					
	<b>CS40B C</b> 026613025162	1/2" Nom. Sweat With 5" Extension Tube Inlet x 3/8" O.D. Outlet, Bell Escutcheon	30	12.0	20.89
	<b>SCS40B C</b> 026613029818	1/2" Nom. Sweat With 5" Extension Tube Inlet x 3/8" O.D. Outlet, Loose Key, Bell Escutcheon	30	12.0	26.65
	<b>CS46B C</b> 026613025315	1/2" Nom. Sweat With 5" Extension Tube Inlet x 1/2" O.D. Outlet, Bell Escutcheon	30	13.0	28.22
	<b>SCS46B C</b> 026613029863	1/2" Nom. Sweat With 5" Extension Tube Inlet x 1/2" O.D. Outlet, Loose Key, Bell Escutcheon	30	13.0	33.98

### COMPARATIVE PART NUMBERS

BRASSCRAFT	AM. STD	CHICAGO	ELJER	KOHLER	MCGUIRE
CS40B C					
SCS40B C					
CS46B C					
SCS46B C					

### REGULAR PATTERN, ANGLE (SWEAT INLET)

	<b>R19 C</b> 026613003443	1/2" Nom. Sweat Inlet x 3/8" O.D. Outlet	60	16.0	8.61
	<b>SR19 C</b> 026613030210	1/2" Nom. Sweat Inlet x 3/8" O.D. Outlet, Loose Key	60	16.0	14.37
	<b>R39 C</b> 026613029306	1/2" Nom. Sweat Inlet x 1/2" O.D. Outlet	60	19.0	12.46
	<b>SR39 C</b> 026613030425	1/2" Nom. Sweat Inlet x 1/2" O.D. Outlet, Loose Key	60	19.0	18.22

### COMPARATIVE PART NUMBERS

BRASSCRAFT	AM. STD	CHICAGO	ELJER	KOHLER	MCGUIRE
R19 C					ST7
SR19 C					ST7LK
R39 C					ST8
SR39 C					ST8LK



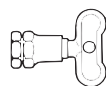
Lock-Shield  
Loose-Key  
Add Prefix "S"



Lock-Shield  
Screw-Dr. Slot  
Add Prefix "SS"



Stuffing Box  
Add Prefix "T"



Lock-Shield  
Loose-Key  
Stuffing Box  
Add Prefix "ST"



Lock-Shield  
Screw-Dr. Slot  
Stuffing Box  
Add Prefix "SST"



Cross Handle  
Add Prefix "X"



Round (Brass)  
Handle  
Add Prefix "XX"

# STOPS

	Part Number UPC Code	Description	Carton		List Price Each
			Qty.	Wt. Lbs.	
<b>REGULAR PATTERN, ANGLE (COMPRESSION)</b>					
	<b>OCR19Z C</b> 026613026527	1/2" Nom. Comp. Inlet x 3/8" O.D. Outlet	60	20.0	10.44
	<b>SCR19 C</b> 026613029603	1/2" Nom. Comp. Inlet x 3/8" O.D. Outlet, Loose Key	60	20.0	15.08
	<b>OCR39Z C</b> 026613026787	1/2" Nom. Comp. Inlet x 1/2" O.D. Outlet	60	21.0	11.03
	<b>SCR39 C</b> 026613029757	1/2" Nom. Comp. Inlet x 1/2" O.D. Outlet, Loose Key	60	21.0	15.61

### COMPARATIVE PART NUMBERS

BRASSCRAFT	AM. STD	CHICAGO	ELJER	KOHLER	MCGUIRE
OCR19Z C					ST9
SCR19 C					ST9LK
OCR39Z C					ST10
SCR39 C					ST10LK

### REGULAR PATTERN, STRAIGHT (F. I. P.)

	<b>OR10Z C</b> 026613027210	3/8" IPS Inlet x 3/8" O.D. Outlet	60	18.0	10.07
	<b>SR10 C</b> 026613030036	3/8" IPS Inlet x 3/8" O.D. Outlet, Loose Key	60	18.0	14.75

### COMPARATIVE PART NUMBERS

BRASSCRAFT	AM. STD	CHICAGO	ELJER	KOHLER	MCGUIRE
OR10Z C					ST11
SR10 C					ST11LK

	<b>OR90Z C</b> 026613028071	3/8" I.P.S. Inlet x 3/8" I.P.S. Outlet	60	21.0	16.90
	<b>SR90 C</b> 026613030548	3/8" I.P.S. Inlet x 3/8" I.P.S. Outlet, Loose Key	60	21.0	20.85

### COMPARATIVE PART NUMBERS

BRASSCRAFT	AM. STD	CHICAGO	ELJER	KOHLER	MCGUIRE
OR90Z C				K-7668	ST15
SR90 C				K-7670	ST15LK



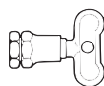
Lock-Shield  
Loose-Key  
Add Prefix "S"



Lock-Shield  
Screw-Dr. Slot  
Add Prefix "SS"



Stuffing Box  
Add Prefix "T"



Lock-Shield  
Loose-Key  
Stuffing Box  
Add Prefix "ST"



Lock-Shield  
Screw-Dr. Slot  
Stuffing Box  
Add Prefix "SST"



Cross Handle  
Add Prefix "X"



Round (Brass)  
Handle  
Add Prefix "XX"

# STOPS

Part Number UPC Code	Description	Carton		List Price Each	
		Qty.	Wt. Lbs.		
<b>REGULAR PATTERN, STRAIGHT (SWEAT EXTENSION)</b>					
	<b>CS41B C</b> 026613025247 1/2" Nom. Sweat With 5" Extension Tube Inlet x 3/8" O.D. Outlet, Bell Escutcheon	30	13.0	22.87	
	<b>SCS41B C</b> 026613029832 1/2" Nom. Sweat With 5" Extension Tube Inlet x 3/8" O.D. Outlet, Loose Key, Bell Escutcheon	30	13.0	28.63	
<b>COMPARATIVE PART NUMBERS</b>					
<b>BRASSCRAFT</b>	<b>AM. STD</b>	<b>CHICAGO</b>	<b>ELJER</b>	<b>KOHLER</b>	<b>MCGUIRE</b>
CS41B C					
SCS41B C					
<b>REGULAR PATTERN, STRAIGHT (SWEAT)</b>					
	<b>R14 C</b> 026613012346 1/2" Nom. Sweat Inlet x 3/8" O.D. Outlet	60	19.0	9.32	
	<b>SR14 C</b> 026613030067 1/2" Nom. Sweat Inlet x 3/8" O.D. Outlet, Loose Key	60	19.0	15.08	
<b>COMPARATIVE PART NUMBERS</b>					
<b>BRASSCRAFT</b>	<b>AM. STD</b>	<b>CHICAGO</b>	<b>ELJER</b>	<b>KOHLER</b>	<b>MCGUIRE</b>
R14 C					ST16
SR14 C					ST16LK
<b>REGULAR PATTERN, STRAIGHT (COMPRESSION)</b>					
	<b>OCR14Z C</b> 026613026398 1/2" Nom. Comp. Inlet x 3/8" O.D. Outlet	60	21.0	11.03	
	<b>SCR14 C</b> 026613029566 1/2" Nom. Comp. Inlet x 3/8" O.D. Outlet, Loose Key	60	21.0	15.61	
<b>COMPARATIVE PART NUMBERS</b>					
<b>BRASSCRAFT</b>	<b>AM. STD</b>	<b>CHICAGO</b>	<b>ELJER</b>	<b>KOHLER</b>	<b>MCGUIRE</b>
OCR14Z C					ST17
SCR14 C					ST17LK



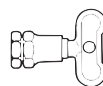
Lock-Shield Loose-Key  
Add Prefix "S"



Lock-Shield Screw-Dr. Slot  
Add Prefix "SS"



Stuffing Box  
Add Prefix "T"



Lock-Shield Loose-Key Stuffing Box  
Add Prefix "ST"



Lock-Shield Screw-Dr. Slot Stuffing Box  
Add Prefix "SST"



Cross Handle  
Add Prefix "X"



Round (Brass) Handle  
Add Prefix "XX"

# STOPS

	Part Number UPC Code	Description	Carton		List Price Each
			Qty.	Wt. Lbs.	
<b>HEAVY PATTERN, ANGLE (F. I. P.)</b>					
	<b>HR15Z C</b> 026613050454	3/8" I.P.S. Inlet x 3/8" O.D. Outlet	60	27.5	17.14
	<b>HSR15 C</b> 026613050485	3/8" I.P.S. Inlet x 3/8" O.D. Outlet, Loose Key	60	30.0	20.36
	<b>HR17Z C</b> 026613050515	1/2" I.P.S. Inlet x 3/8" O.D. Outlet	60	25.5	17.14
	<b>HSR17 C</b> 026613050546	1/2" I.P.S. Inlet x 3/8" O.D. Outlet, Loose Key	60	28.3	20.36
	<b>HR37Z C</b> 026613050768	1/2" I.P.S. Inlet x 1/2" O.D. Outlet	60	31.0	26.81
	<b>HSR37 C</b> 026613050799	1/2" I.P.S. Inlet x 1/2" O.D. Outlet, Loose Key	60	34.0	30.04

### COMPARATIVE PART NUMBERS

BRASSCRAFT	AM. STD	CHICAGO	ELJER	KOHLER	MCGUIRE
<b>HR15Z C</b>		1014	801-0110	K-7662	HST1
<b>HSR15 C</b>		1012	801-0115	K-7666	HST1LK
<b>HR17Z C</b>		1015	801-0111	K-7663	HST2
<b>HSR17 C</b>		1013	801-0116	K-7676	HST2LK
<b>HR37Z C</b>		993			HST4
<b>HSR37 C</b>		995			HST4LK

	<b>HR95Z C</b> 026613050706	3/8" I.P.S. Inlet x 3/8" I.P.S. Outlet	60	28.3	22.87
	<b>HR87Z C</b> 026613049854	1/2" I.P.S. Inlet x 1/2" I.P.S. Outlet	60	31.0	29.27
	<b>HSR87 C</b> 026613049861	1/2" I.P.S. Inlet x 1/2" I.P.S. Outlet, Loose Key	60	34.0	32.49

### COMPARATIVE PART NUMBERS

BRASSCRAFT	AM. STD	CHICAGO	ELJER	KOHLER	MCGUIRE
<b>HR95Z C</b>			801-0100	K-7659	HST5
<b>HR87Z C</b>			801-0101	K-7660	HST6
<b>HSR87 C</b>			801-0106	K-7675	HST6LK



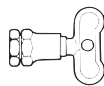
Lock-Shield  
Loose-Key  
Add Prefix "S"



Lock-Shield  
Screw-Dr. Slot  
Add Prefix "SS"



Stuffing Box  
Add Prefix "T"



Lock-Shield  
Loose-Key  
Stuffing Box  
Add Prefix "ST"



Lock-Shield  
Screw-Dr. Slot  
Stuffing Box  
Add Prefix "SST"



Cross Handle  
Add Prefix "X"



Round (Brass)  
Handle  
Add Prefix "XX"

# STOPS

	Part Number UPC Code	Description	Carton		List Price Each
			Qty.	Wt. Lbs.	
<b>HEAVY PATTERN, ANGLE (SWEAT EXTENSION)</b>					
	<b>HSCS46B C</b> 026613050669	1/2" Nom. Sweat With 5" Extension Tube Inlet x 1/2" O.D. Outlet, Loose Key, Bell Escutcheon	30	19.8	43.67

### COMPARATIVE PART NUMBERS

BRASSCRAFT	AM. STD	CHICAGO	ELJER	KOHLER	MCGUIRE
HSCS46B C					

### HEAVY PATTERN, ANGLE (SWEAT INLET)

	<b>HR19 C</b> 026613050881 <b>HSR19 C</b> 026613050911	1/2" Nom. Sweat Inlet x 3/8" O.D. Outlet	60	25.5	17.58
		1/2" Nom. Sweat Inlet x 3/8" O.D. Outlet, Loose Key	60	28.3	21.87

### COMPARATIVE PART NUMBERS

BRASSCRAFT	AM. STD	CHICAGO	ELJER	KOHLER	MCGUIRE
HR19 C					HST7
HSR19 C					HST7LK

### HEAVY PATTERN, ANGLE (COMPRESSION)

	<b>HCR19Z C</b> 026613049878 <b>HSCR19 C</b> 026613049908 <b>HCR39Z C</b> 026613050331 <b>HSCR39 C</b> 026613050362	1/2" Nom. Comp. Inlet x 3/8" O.D. Outlet	60	25.5	18.66
		1/2" Nom. Comp. Inlet x 3/8" O.D. Outlet, Loose Key	60	28.3	21.88
		1/2" Nom. Comp. Inlet x 1/2" O.D. Outlet	60	25.5	19.78
		1/2" Nom. Comp. Inlet x 1/2" O.D. Outlet, Loose Key	60	28.3	23.00

### COMPARATIVE PART NUMBERS

BRASSCRAFT	AM. STD	CHICAGO	ELJER	KOHLER	MCGUIRE
HCR19Z C					HST9
HSCR19 C					HST9LK
HCR39Z C					HST10
HSCR39 C					HST10LK



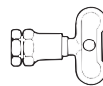
Lock-Shield  
Loose-Key  
Add Prefix "S"



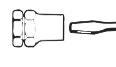
Lock-Shield  
Screw-Dr. Slot  
Add Prefix "SS"



Stuffing Box  
Add Prefix "T"



Lock-Shield  
Loose-Key  
Stuffing Box  
Add Prefix "ST"



Lock-Shield  
Screw-Dr. Slot  
Stuffing Box  
Add Prefix "SST"



Cross Handle  
Add Prefix "X"



Round (Brass)  
Handle  
Add Prefix "XX"

## COMMERCIAL WATER SUPPLIES

	Part Number UPC Code	Description	Carton		List Price Each
			Qty.	Wt. Lbs.	
<b>FLEXIBLE COPPER RISERS</b>					
	<b>1-12A C</b> 026613002576	11-1/2" Copper (For 12" Connection), 3/8" O.D. With Insert For Faucet	100	13.0	6.09
	<b>1-15A C</b> 026613042688	14-1/2" Copper (For 15" Connection), 3/8" O.D. With Insert For Faucet	100	17.0	7.19
	<b>1-20A C</b> 026613042992	19-1/2" Copper (For 20" Connection), 3/8" O.D. With Insert For Faucet	100	19.0	8.78
	<b>1-30A C</b> 026613043302	29-1/2" Copper (For 30" Connection), 3/8" O.D. With Insert For Faucet	50	16.0	13.74
	<b>1-36A C</b> 026613043425	35-1/2" Copper (For 36" Connection), 3/8" O.D. With Insert For Faucet	50	19.0	16.20
	<b>1-12DL C</b> 026613002613	11-1/2" Copper (For 12" Connection), 3/8" O.D. With Insert Gasket Nosepiece For Toilet	100	12.0	6.44
	<b>1-20DL C</b> 026613043135	19-1/2" Copper (For 20" Connection), 3/8" O.D. With Insert Gasket Nosepiece For Toilet	50	19.0	9.15
	<b>3-12DL C</b> 026613043821	11-1/2" Copper (For 12" Connection), 1/2" O.D. With Insert Gasket Nosepiece For Toilet	50	9.0	10.93
	<b>3-20DL C</b> 026613044088	19-1/2" Copper (For 20" Connection), 1/2" O.D. With Insert Gasket Nosepiece For Toilet	50	14.0	14.93

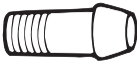
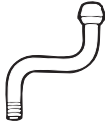


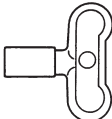



### SPEEDI PLUMB PLUS™ ENGINEERED POLYMER BRAID CONNECTORS

	<b>B1-12A F</b> 026613966168	3/8" Comp. x 1/2" F.I.P. 12" Length, For Faucet	25	5.0	9.72
	<b>B1-16A F</b> 026613966151	3/8" Comp. x 1/2" F.I.P. 16" Length, For Faucet	25	5.5	10.49
	<b>B1-20A F</b> 026613966199	3/8" Comp. x 1/2" F.I.P. 20" Length, For Faucet	25	6.0	10.76
	<b>B1-30A F</b> 026613966922	3/8" Comp. x 1/2" F.I.P. 30" Length, For Faucet	25	8.0	12.92
	<b>B1-36A F</b> 026613966946	3/8" Comp. x 1/2" F.I.P. 36" Length, For Faucet	25	9.0	15.93
	<b>B1-6DL F</b> 026613966762	3/8" Comp. x 7/8" Ballcock Nut, 6" Length. For Toilet	25	4.0	9.38
	<b>B1-9DL F</b> 026613966748	3/8" Comp. x 7/8" Ballcock Nut, 9" Length. For Toilet	25	4.5	10.52
	<b>B1-12DL F</b> 026613966311	3/8" Comp. x 7/8" Ballcock Nut, 12" Length. For Toilet	25	5.5	11.48
	<b>B1-20DL F</b> 026613966373	3/8" Comp. x 7/8" Ballcock Nut, 20" Length. For Toilet	25	6.5	12.20
	<b>BL3-6DL F</b> 026613097596	1/2" Comp. x 7/8" Ballcock Nut, 6" Length. (Full Flow - .450" I.D.) For Toilet	10	2.0	11.52
	<b>BL3-9DL F</b> 026613097619	1/2" Comp. x 7/8" Ballcock Nut, 9" Length. (Full Flow - .450" I.D.) For Toilet	10	2.0	13.39
	<b>BL3-12DL F</b> 026613097565	1/2" Comp. x 7/8" Ballcock Nut, 12" Length. (Full Flow - .450" I.D.) For Toilet	10	5.0	15.29

Note: All Speedi Plumb PLUS™ connectors come packaged flag labeled with individual UPC number.

Patents 5,803,129 and 5,899,236

# COMMERCIAL WATER SUPPLIES

	Part Number UPC Code	Description	Carton		List Price Each
			Qty.	Wt. Lbs.	
<b>COMPONENTS/ACCESSORIES</b>					
	<b>56825 C</b> 026613055435	1/4" M.I.P. x 1-1/2" Straight Faucet Tailpiece	25	5.0	7.47
	<b>73010 C</b> 026613082035	1/4" M.I.P. x 2" Offset Faucet Tailpiece	25	7.0	24.76
	<b>113-06-3.5-C</b> 026613057453	3/8" x 3-1/2" Chrome Plated Nipple	25	4.5	8.04
	<b>113-06-5.5-C</b> 026613057514	3/8" x 5-1/2" Chrome Plated Nipple	25	8.0	12.14
	<b>113-06-6-C</b> 026613057521	3/8" x 6" Chrome Plated Nipple	25	8.0	13.15
	<b>113-06-36-C</b> 026613057477	3/8" x 36" Chrome Plated Nipple	5	9.0	109.74
	<b>113-08-3.5-C</b> 026613057729	1/2" x 3-1/2" Chrome Plated Nipple	5	1.5	9.89
	<b>113-08-5.5-C</b> 026613057781	1/2" x 5-1/2" Chrome Plated Nipple	5	2.3	15.58
	<b>113-08-6-C</b> 026613057798	1/2" x 6" Chrome Plated Nipple	5	2.3	16.91
	<b>113-08-36-C</b> 026613057743	1/2" x 36" Chrome Plated Nipple	5	14.0	117.34
	<b>8489 C</b> 026613056999	3-1/2" Length Cover Tube (Covers 1/2" Nom. Copper Tubing)	25	2.0	5.16
	<b>8491 C</b> 026613057019	36" Length Cover Tube (Cover 1/2" Nom. Copper Tubing)	5	4.0	33.31
	<b>S15-10 C</b> 026613041780	Key For Loose Key Stop, Chrome	25	1.0	2.26
	<b>646*</b> 026613056883	3/8" I.P. Shallow Escutcheon, Stainless Steel	50	1.0	.84
	<b>647</b> 026613056906	1/2" I.P. Shallow Escutcheon, Stainless Steel	50	1.0	.84
	<b>649</b> 026613056920	1/2" Nom. (5/8" O.D.) Shallow Escutcheon, Stainless Steel	50	1.0	.84
	<b>650 C*</b> 026613081786	11/16" O.D. (3/8" I.P.) Bell Escutcheon, Chrome Plated	25	1.0	2.84
	<b>651 C</b> 026613056944	1/2" I.P. Bell Escutcheon, Chrome Plated	25	1.0	3.20
	<b>652 C</b> 026613056951	1/4" Nom. (3/8" O.D.) Bell Escutcheon, Chrome Plated	25	1.0	3.20
	<b>653 C</b> 026613056968	3/8" Nom. (1/2" O.D.) Shallow Escutcheon, Chrome Plated	50	1.0	.84
	<b>654 C</b> 026613056975	1/2" Nom. (5/8" O.D.) Bell Escutcheon, Chrome Plated	25	1.0	2.84
	<b>657 C</b> 026613056982	9/16" O.D. Bell Escutcheon, Chrome Plated	25	1.0	3.20
	<b>CB646 C</b> 026613057040	3/8" I.P. Cast Brass Shallow Escutcheon, Chrome Plated With Set Screw	25	3.0	15.46
	<b>CB647 C**</b> 026613057057	1/2" I.P. Cast Brass Shallow Escutcheon, Chrome Plated With Set Screw	25	3.0	15.46
	<b>CB649 C**</b> 026613057064	5/8" O.D. (1/2" Nom.) Cast Brass Shallow Escutcheon, Chrome Plated With Set Screw	25	3.0	15.46
	<b>CB650 C**</b> 026613057071	11/16" O.D. Cast Brass Shallow Escutcheon, Chrome Plated With Set Screw	25	3.0	15.46
	<b>3507 C</b> 026613081700	3/8" F.I.P. x 1/4" F.I.P. Reducer Coupling	5	.5	10.58
	<b>LKC</b> 026613051215	Cap For Loose Key / Screw Driver Slot Stops	1000	4.0	1.24

\* For Use With CS or HCS Series Valves And Kits, And Chrome Cover Tubes.  
\*\* Meets Federal Specification WWP-541b.

# COMMERCIAL CAST BRASS DRAINAGE PRODUCTS

	Part Number UPC Code	Description	Carton		List Price Each
			Qty.	Wt. Lbs.	
<b>POLISHED CHROME CAST BRASS P-TRAPS WITH CLEANOUT AND CAST BRASS NUTS</b>					
<p>SEE SUBMITTAL SHEET S30</p>	<b>0010BX</b> 026613104157	<b>1-1/4" x 1-1/4"</b> With 17 GA Wall Bend and Box Escutcheon. <b>12-1/2" C-E</b>	12	21.0	33.40
	<b>0010CB</b> 026613130477	<b>1-1/4" x 1-1/4"</b> With 17 GA Wall Bend and Cast Brass Set Screw Escutcheon. <b>12-1/2" C-E</b>	12	22.0	37.81
	<b>0030BX</b> 026613117768	<b>1-1/2" x 1-1/2"</b> With 17 GA Wall Bend and Box Escutcheon. Includes 1-1/2" x 1-1/4" Reducing Washer. <b>12-1/2" C-E</b>	12	25.0	36.81
	<b>0030CB</b> 026613125923	<b>1-1/2" x 1-1/2"</b> With 17 GA Wall Bend and Cast Brass Set Screw Escutcheon. Includes 1-1/2" x 1-1/4" Reducing Washer. <b>12-1/2" C-E</b>	12	26.0	41.22

### DIMENSIONS

Part Number	C-E	I-O	L	H
0010BX	12-1/2	2-1/2	10	5
0010CB	12-1/2	2-1/2	10	5
0030BX	12-1/2	3	9-1/2	5
0030CB	12-1/2	3	9-1/2	5

### COMPARATIVE PART NUMBERS

BRASSCRAFT	MCGUIRE	EBC	CS & B	KEENEY	DEARBORN	KOHLER	SANITARY DASH	ZURN
0010BX/CB	8872C	TA125	97BPC	5303PC	507BN	K8998	R867-8-B	Z-8700-8-BN
0030BX/CB	8912C	TA150	98BPC	5307PC	510BN	K9000	R871-9-B	Z-8702-9-BN

### ESCUTCHEON OPTIONS

	Box Escutcheon—suffix "BX"
	Cast Brass Set Screw Escutcheon—suffix "CB"

### POLISHED CHROME CAST BRASS ADJUSTABLE P-TRAP WITH CLEANOUT AND CAST BRASS NUTS

<p>SEE SUBMITTAL SHEET S34</p>	<b>0530B</b> 026613106786	<b>1-1/2" x 1-1/2"</b> With Cast Brass Elbow, 17 GA Sweat Extension and Bell Escutcheon. Includes 1-1/2" x 1-1/4" Reducing Washer  (Available only with Bell Escutcheon as shown)	1	2.15	47.51
--------------------------------	------------------------------	---	---	------	-------

### DIMENSIONS

Part Number	C-E	I-O	B-C	H
0530B	10	3	5	5

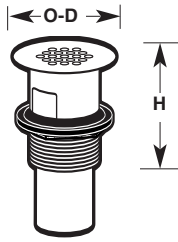
### COMPARATIVE PART NUMBERS

BRASSCRAFT	MCGUIRE	EBC	CS & B	KEENEY	DEARBORN	KOHLER	SANITARY DASH	ZURN
0530B	8090CB0S6						R807-6-BD	Z-8711-6

# COMMERCIAL CAST BRASS DRAINAGE PRODUCTS

	Part Number UPC Code	Description	Carton		List Price Each
			Qty.	Wt. Lbs.	

## POLISHED CHROME CAST BRASS SOLID TOP OPEN GRID LAVATORY STRAINER



SEE SUBMITTAL SHEET S35

**0701**  
026613101231

**1-1/4" x 6"** 17 GA Tailpiece and Cast Brass Locknut

24

19.0

17.85

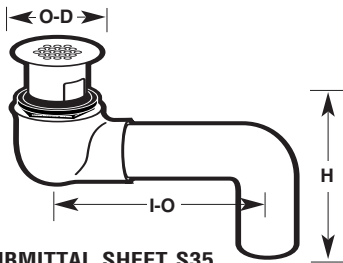
### DIMENSIONS

Part Number	O-D	H
0701	2-1/4	2-1/2

### COMPARATIVE PART NUMBERS

BRASSCRAFT	MCGUIRE	EBC	CS & B	KEENEY	DEARBORN	KOHLER	SANITARY DASH	ZURN
0701	155A	SG7	3700-6PC	5680PC	760	K7715	R7304	Z-8743

## POLISHED CHROME CAST BRASS OFFSET LAVATORY STRAINER—A.D.A. COMPLIANT



SEE SUBMITTAL SHEET S35

**0702**  
026613101248

Wheelchair Lavatory Strainer. Cast Brass Solid Top Open Grid Strainer, Cast Brass Elbow and **1-1/4"** 17 GA Offset Tailpiece

12

18.0

34.39

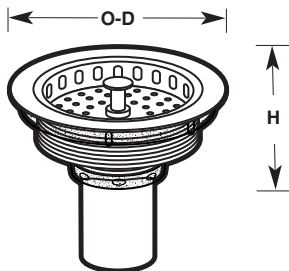
### DIMENSIONS

Part Number	O-D	I-O	H
0702	2-1/4	5-1/4	9

### COMPARATIVE PART NUMBERS

BRASSCRAFT	MCGUIRE	EBC	CS & B	KEENEY	DEARBORN	KOHLER	SANITARY DASH	ZURN
0702	155WC	SG7WC	3700WCPC	5700PC	760W	K13885	R7308	Z-8746

## POLISHED CHROME FORGED BRASS BASKET STRAINER



SEE SUBMITTAL SHEET S36

**0703**  
026613101255

Heavy-Duty Brass Basket Strainer. **1-1/2" x 4"** 20 GA Tailpiece, Cast Brass Lock and Coupling Nuts and Stainless Steel Basket with Brass Stopper

12

18.0

26.25

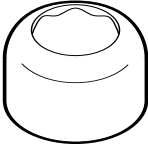

### DIMENSIONS

Part Number	O-D	H
0703	4-1/2	2-1/2

### COMPARATIVE PART NUMBERS

BRASSCRAFT	MCGUIRE	EBC	CS & B	KEENEY	DEARBORN	KOHLER	SANITARY DASH	ZURN
0703	151	SB8H	3725BPC	1438PCT	816T	K8801	SS2250WBB	Z-8740

**COMMERCIAL CAST BRASS DRAINAGE PRODUCTS**

	Part Number UPC Code	Description	Carton		List Price Each
			Qty.	Wt. Lbs.	
<b>BOX ESCUTCHEONS</b>					
	<b>S661BX C</b> 026613101743	1-1/4" O.D.	25	2.0	3.47
	<b>S668BX C</b> 026613101675	1-1/2" O.D.	25	2.0	3.47
<b>CAST BRASS SET SCREW ESCUTCHEONS</b>					
	<b>CB661 C</b> 026613101699	1-1/4" O.D.	25	5.0	9.75
	<b>CB668 C</b> 026613101712	1-1/2" O.D.	25	6.0	9.75

# COMPARATIVE PART NUMBERS

BrassCraft	Cat. Page	Am. Std.	Chicago	Eljer	Kohler	McGuire
<b>TOILET KITS</b>						
S3651 C	10					159LK
HS3651 C	10		1010	802-0215	K-7634	H159LK
OR1512DLZ C	11					166
SR1512DL C	11					166LK
OR1712DLZ C	11					2166
SR1712DL C	11					2166LK
HSR1712DL C	11				K-7645	H2166LK
OR3512DLZ C	11					169
OR3712DLZ C	12					2169
SR3712DL C	12					2169LK
HR3712DLZ C	12		1075			H2169
HSR3712DL C	12		1076			H2169LK
CS401DL C	13					172
SCS401DL C	13					172LK
HCS401DL C	13					H172
CS501DL C	13					173
SCS501DL C	13					173LK
R1912DL C	14					185
SR1912DL C	14					185LK
HR1912DL C	14					
OCR1912DLZ C	14					2166CC
SCR1912DL C	14					2166CCLK
HCR1912DLZ C	14					H2166CC
HSCR1912DL C	14					H2166CCLK
CS403DL C	15					
SCS403DL C	15					
<b>FAUCET KITS</b>						
3601 C	5					158
S3601 C	5					158LK
7536 C	5	7536.014		802-0950		158WC
OR1512AZ C	6					165
SR1512A C	6					165LK
HR1512AZ C	6		1018	802-0320	K-7605	H165
HSR1512A C	6		1016	802-0325	K-7607	H165LK
OR1712AZ C	6					2165
SR1712A C	6					2165LK
HR1712AZ C	6		1019		K-7606	H2165
HSR1712A C	6		1017		K-7608	H2165LK
OR3512AZ C	6					167
SR3512A C	6					167LK
HSR3512A C	6	2303.063	1005			H167LK
OR3712AZ C	7					2167
SR3712A C	7					2167LK
HR3712AZ C	7		1004			H2167
HSR3712A C	7		1006			H2167LK
CS400A C	7					170

BrassCraft	Cat. Page	Am. Std.	Chicago	Eljer	Kohler	McGuire
<b>FAUCET KITS (CONT)</b>						
SCS400A C	7					170LK
HCS400A C	7					H170
HSCS400A C	7					H170LK
CS500A C	8					171
SCS500A C	8					171LK
HCS500A C	8					H171
HSCS500A C	8					H171LK
R1912A C	8					175
SR1912A C	8					175LK
HR1912A C	8					
HR3912A C	9		1028			
OCR1912AZ C	9					2165CC
SCR1912A C	9					2165CCLK
HCR1912AZ C	9					H2165CC
HSCR1912A C	9					H2165CCLK
OCR3912AZ C	10					2167CC
HCR3912AZ C	10		1026			
<b>ANGLE STOPS</b>						
OR15Z C	16					ST1
SR15 C	16					ST1LK
HR15Z C	20		1014	801-0110	K-7662	HST1
HSR15 C	20		1012	801-0115	K-7666	HST1LK
OR17Z C	16					ST2
SR17 C	16					ST2LK
HR17Z C	20		1015	801-0111	K-7663	HST2
HSR17 C	20		1013	801-0116	K-7676	HST2LK
OR35Z C	16					ST3
SR35 C	16					ST3LK
OR37Z C	16					ST4
SR37 C	16					ST4LK
HR37Z C	20		993			HST4
HSR37 C	20		995			HST4LK
OR95Z C	16					ST5
SR95 C	16					ST5LK
HR95Z C	20			801-0100	K-7659	HST5
OR87Z C	16					ST6
SR87 C	16					ST6LK
HR87Z C	20			801-0101	K-7660	HST6
HSR87 C	20			801-0106	K-7675	HST6LK
CS40B C	17					
SCS40B C	17					
CS46B C	17					
SCS46B C	17					
HSCS46B C	21					
R19 C	17					ST7
SR19 C	17					ST7LK

## COMPARATIVE PART NUMBERS

BrassCraft	Cat. Page	Am. Std.	Chicago	Eljer	Kohler	McGuire
<b>ANGLE STOPS (CONT)</b>						
HR19 C	21					HST7
HSR19 C	21					HST7LK
R39 C	17					ST8
SR39 C	17					ST8LK
OCR19Z C	18					ST9
SCR19 C	18					ST9LK
HCR19Z C	21					HST9
HSCR19 C	21					HST9LK
OCR39Z C	18					ST10
SCR39 C	18					ST10LK
HCR39Z C	21					HST10
HSCR39 C	21					HST10LK

BrassCraft	Cat. Page	Am. Std.	Chicago	Eljer	Kohler	McGuire
<b>STRAIGHT STOPS</b>						
OR10Z C	18					ST11
SR10 C	18					ST11LK
OR90Z C	18				K-7668	ST15
SR90 C	18				K-7670	ST15LK
CS41B C	19					
SCS41B C	19					
R14 C	19					ST16
SR14 C	19					ST16LK
OCR14Z C	19					ST17
SCR14 C	19					ST17LK

BrassCraft	Cat. Page	McGuire	EBC	CS & B	Keeney	Dearborn	Kohler	Sanitary Dash	Zurn
<b>CAST BRASS DRAINAGE PRODUCTS</b>									
0010BX/CB	24	8872C	TA125	97BPC	5303PC	507BN	K8998	R867-8-B	Z-8700-8-BN
0030BX/CB	24	8912C	TA150	98BPC	5307PC	510BN	K9000	R871-9-B	Z-8702-9-BN
0530B	24	8090CB0S6	N/E	N/E	N/E	N/E	N/E	R807-6-BD	Z-8711-6
0701	25	155A	SG7	3700-6PC	5680PC	760	K7715	R7304	Z-8743
0702	25	155WC	SG7WC	3700WCPC	5700PC	760W	K13885	R7308	Z-8746
0703	25	151	SB8H	3725BPC	1438PCT	816T	K8801	SS2250WBB	Z-8740

## PRODUCT SPECIFICATIONS

**USE:** Supply stops, riser tubes and fittings for potable water distribution systems.

**OPERATING TEMPERATURE:** 40 to 180 degree Fahrenheit

**OPERATING PRESSURE:** 125 psi maximum

### MATERIAL SPECIFICATIONS:

Supply Stops: Body and brass components - C36000 brass  
Stem, brass - C36000 brass  
Stem, plastic - Polymer, regular pattern only.  
Washers, bib and packing - Elastomeric  
Handles, oval - die cast metal  
Handles, round - C36000 brass (optional)  
Handles, cross - die cast metal (optional)

Riser Tubes: Tubing - C12200 copper tubing, ASTM B-68  
Toilet washers - low density polyethylene or thermoplastic rubber  
Faucet nosepiece support - Polymer  
Rubber toilet nosepieces - Elastomer (optional)

Tailpieces: Offset - C12200 copper, ASTM B-68 with Polymer support  
Straight - C36000 brass

Flanges: Shallow - T-430 stainless steel  
Bell - nickel chrome plated low carbon steel  
Cast brass (with set screw) - 402 yellow brass ingot

Fittings: C36000 Brass

Nipples: C23000 Brass

### DESIGNED AND MANUFACTURED IN ACCORDANCE WITH ONE OR MORE OF THE FOLLOWING:

ASME A112.18.1  
CANADIAN STANDARD B125

### APPROVALS:

IAPMO #645  
CSA APPROVED  
UL/NSF 61

**INDEX**

Part No.	List Price Each	Page	Part No.	List Price Each	Page	Part No.	List Price Each	Page
BL3-6DL F	11.52	22	HR95Z C	22.87	20	R39 C	12.46	17
BL3-9DL F	13.39	22	HS3651 C	77.05	10	S15-10 C	2.26	23
BL3-12DL F	15.29	22	HSCR19 C	21.88	21	S661BX C	3.47	26
B1-6DL F	9.38	22	HSCR1912A C	58.38 Pr	9	S668BX C	3.47	26
B1-9DL F	10.52	22	HSCR1912DL C	29.72	14	S3601 C	104.06 Pr	5
B1-12A F	9.72	22	HSCR39 C	23.00	21	S3651 C	57.54	10
B1-12DL F	11.48	22	HSCS46B C	43.67	21	SCR14 C	15.61	19
B1-16A F	10.49	22	HSCS400A C	92.87 Pr	7	SCR19 C	15.08	18
B1-20A F	10.76	22	HSR15 C	20.36	20	SCR1912A C	49.49 Pr	9
B1-20DL F	12.20	22	HSR1512A C	55.55 Pr	6	SCR1912DL C	25.12	14
B1-30A F	12.92	22	HSR17 C	20.36	20	SCR39 C	15.61	18
B1-36A F	15.93	22	HSR1712A C	55.55 Pr	6	SCR3912A C	55.38 Pr	10
CB646 C	15.46	23	HSR1712DL C	28.33	11	SCS40B C	26.65	17
CB647 C	15.46	23	HSR19 C	21.87	21	SCS41B C	28.63	19
CB649 C	15.46	23	HSR3512A C	74.26 Pr	6	SCS46B C	33.98	17
CB650 C	15.46	23	HSR37 C	30.04	20	SCS400A C	67.49 Pr	7
CB661 C	9.75	26	HSR3712A C	73.72 Pr	7	SCS401DL C	34.27	13
CB668 C	9.75	26	HSR3712DL C	37.15	12	SCS403DL C	42.08	15
CS40B C	20.89	17	HSR87 C	32.49	20	SCS500A C	87.49 Pr	8
CS41B C	22.87	19	LKC	1.24	23	SCS501DL C	43.08	13
CS46B C	28.22	17	OCR14Z C	11.03	19	SR10 C	14.75	18
CS400A C	55.95 Pr	7	OCR19Z C	10.44	18	SR14 C	15.08	19
CS401DL C	28.51	13	OCR1912AZ C	42.50 Pr	9	SR15 C	14.32	16
CS403DL C	36.32	15	OCR1912DLZ C	21.68	14	SR1512A C	47.48 Pr	6
CS500A C	75.95 Pr	8	OCR39Z C	11.03	18	SR1512DL C	24.12	11
CS501DL C	33.67	13	OCR3912AZ C	49.10 Pr	10	SR17 C	14.32	16
HCR19Z C	18.66	21	OR10Z C	10.07	18	SR1712A C	47.48 Pr	6
HCR1912AZ C	51.93 Pr	9	OR15Z C	9.59	16	SR1712DL C	24.12	11
HCR1912DLZ C	26.51	14	OR1512AZ C	40.25 Pr	6	SR19 C	14.37	17
HCR39Z C	19.78	21	OR1512DLZ C	20.56	11	SR1912A C	47.67 Pr	8
HCR3912AZ C	55.36 Pr	10	OR17Z C	9.59	16	SR1912DL C	24.24	14
HCS400A C	86.41 Pr	7	OR1712AZ C	40.25 Pr	6	SR35 C	20.42	16
HCS401DL C	43.78	13	OR1712DLZ C	20.56	11	SR3512A C	62.14 Pr	6
HCS500A C	99.40 Pr	8	OR35Z C	16.42	16	SR37 C	18.84	16
HR15Z C	17.14	20	OR3512AZ C	58.68 Pr	6	SR3712A C	63.41 Pr	7
HR1512AZ C	49.11 Pr	6	OR3512DLZ C	30.73	11	SR3712DL C	30.93	12
HR17Z C	17.14	20	OR37Z C	14.65	16	SR39 C	18.22	17
HR1712AZ C	49.11 Pr	6	OR3712AZ C	58.09 Pr	7	SR87 C	22.60	16
HR19 C	17.58	21	OR3712DLZ C	29.20	12	SR90 C	20.85	18
HR1912A C	49.38 Pr	8	OR87Z C	18.86	16	SR95 C	18.91	16
HR1912DL C	25.20	14	OR90Z C	16.90	18	1-12A C	6.09	22
HR37Z C	26.81	20	OR95Z C	14.73	16	1-12DL C	6.44	22
HR3712AZ C	67.28 Pr	7	R14 C	9.32	19	1-15A C	7.19	22
HR3712DLZ C	33.93	12	R19 C	8.61	17	1-20A C	8.78	22
HR3912A C	67.84 Pr	9	R1912A C	36.13 Pr	8	1-20DL C	9.15	22
HR87Z C	29.27	20	R1912DL C	18.48	14	1-30A C	13.74	22

# INDEX

Part No.	List Price Each	Page
1-36A C	16.20	22
3-12DL C	10.93	22
3-20DL C	14.93	22
113-06-3.5-C	8.04	23
113-06-5.5-C	12.14	23
113-06-6-C	13.15	23
113-06-36-C	109.74	23
113-08-3.5-C	9.89	23
113-08-5.5-C	15.58	23
113-08-6-C	16.91	23
113-08-36-C	117.34	23
646	0.84	23
647	0.84	23
649	0.84	23
650 C	2.84	23
651 C	3.20	23
652 C	3.20	23
653 C	0.84	23
654 C	2.84	23
657 C	3.20	23
0010BX	33.40	24
0010CB	37.81	24
0030BX	36.81	24
0030CB	41.22	24
0530B	47.51	24
0701	17.85	25
0702	34.39	25
0703	26.25	25
3507 C	10.58	23
3601 C	96.93 Pr	5
7536 C	150.36 Pr	5
8489 C	5.16	23
8491 C	33.31	23
56825 C	7.47	23
73010 C	24.76	23

**Distributed by:**

**BrassCraft. Committed to Quality, Driven by Innovation.**



215 North Smith Avenue  
Corona, California 92880-1791  
(951) 278-5140  
FAX: (951) 278-5193

**World Headquarters**  
39600 Orchard Hill Place  
Novi, Michigan 48375-5331  
TOLL-FREE: (877) 272-7755  
FAX: (248) 305-6011

35 Currah Road  
St. Thomas, Ontario N5P 3R2  
(519) 633-0340  
FAX: (519) 633-0777