





# Wrot & Cast Pressure Fittings Unions, Crosses & Flanges


WROT	<b>Union</b> Copper to Female N.P.T.		CAST	
			<b>4733-3</b>	
				
← C x F				
Nominal Size In Inches	Part Number	Box Quantity	Master Pack	Approx. Net Wt.
**1/4	37965	10	200	0.140
**3/8	37966	10	200	0.190
**1/2	37967	25	125	0.260
**3/4	36969	25	100	0.370
**1	37970	-	50	0.610
**1 1/4	37973	5	50	0.980
**1 1/2	37975	-	30	1.210
**2	37977	-	15	1.900
**2 1/2	37979	10	20	3.610


WROT	<b>Cross</b> Copper to Copper to Copper to Copper			CAST
				<b>4735</b>
				
C x C x C x C				
Nominal Size In Inches	Part Number	Box Quantity	Master Pack	Approx. Net Wt.
***3/8	34842	25	250	0.080
**1/2	34844	45	180	0.140
**3/4	34847	15	90	0.300
**1	34854	-	48	0.540
**1 1/4	34863	-	25	0.750
**1 1/2	34885	-	50	1.050
**2	34928	-	8	2.000


WROT	<b>Union</b> Copper to Male N.P.T.		CAST	
			<b>4733-4</b>	
				
← C x M				
Nominal Size In Inches	Part Number	Box Quantity	Master Pack	Approx. Net Wt.
**1/4	37985	25	250	0.130
**3/8	37986	10	100	0.200
**1/2	37987	25	125	0.280
**3/4	37992	10	100	0.430
**1	37996	-	50	0.680
**1 1/4	37998	5	50	0.980
**1 1/2	37999	-	50	1.350
**2	38000	-	20	2.170
**2 1/2	38002	10	20	4.130

WROT	<b>125 lb. Companion Flange with A.S.M.E. Drilling</b> Copper			CAST					
				<b>4741</b>					
(Bolts not included)									
									
Nominal Size In Inches	Part Number	Flange Thickness	Flange O.D.	Bolt Circle DIA.	Hole DIA.	Bolt DIA.	Bolt Holes	Master Pack	Approx Net Wt.
**1/2	35644	3/16	3 1/2	2 3/8	5/8	1/2	4	50	0.530
**3/4	35646	3/16	3 7/8	2 3/4	5/8	1/2	4	50	0.710
**1	35649	1/4	4 1/4	3 1/8	5/8	1/2	4	50	1.090
**1 1/4	35653	1/4	4 5/8	3 1/2	5/8	1/2	4	50	1.140
**1 1/2	35656	5/16	5	3 7/8	5/8	1/2	4	24	1.640
**2	35659	3/8	6	4 3/4	3/4	5/8	4	15	2.740
**2 1/2	35663	3/8	7	5 1/2	3/4	5/8	4	12	3.570
**3	35666	7/16	7 1/2	6	3/4	5/8	4	6	4.950
**4	35673	7/16	9	7 1/2	3/4	5/8	8	6	6.950
**5	35676	7/16	10	8 1/2	7/8	3/4	8	4	9.040
**6	35679	1/2	11	9 1/2	7/8	3/4	8	2	13.180
**8	35682	5/8	13 1/2	11 3/4	7/8	3/4	8	1	25.900


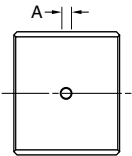
# Wrot & Cast Pressure Fittings Flanges & Y's


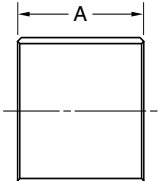


WROT	<b>150 lb. Companion Flange with A.S.M.E. Drilling</b> Copper	CAST	<b>4771</b>						
(Bolts not included)									
									
<b>BRONZE FLANGES 150# SOLDER</b>									
Nominal Size In Inches	Part Number	Flange Thickness	Flange O.D.	Bolt Circle	Hole DIA.	Bolt DIA.	Bolt Holes	Master Pack	Approx Net Wt.
**1	35794	3/8	4 1/4	3 1/8	5/8	1/2	4	12	1.410
**1 1/4	35799	13/32	4 5/8	3 1/2	5/8	1/2	4	40	1.860
**1 1/2	35806	7/16	5	3 7/8	5/8	1/2	4	20	2.430
**2	35810	1/2	6	4 3/4	3/4	5/8	4	15	3.670
**2 1/2	35816	9/16	7	5 1/2	3/4	5/8	4	5	5.490
**3	35822	5/8	7 1/2	6	3/4	5/8	4	6	7.440
**4	35834	11/16	9	7 1/2	3/4	5/8	8	3	10.350
**5	35837	3/4	10	8 1/2	7/8	3/4	8	2	15.690
**6	35840	13/16	11	9 1/2	7/8	3/4	8	2	19.330
**8	35844	15/16	13 1/2	11 3/4	7/8	3/4	8	1	42.130

WROT	<b>45° Y</b> Copper to Copper to Copper	CAST	<b>4749</b>	
				
C x C x C				
Nominal Size In Inches	Part Number	Box Quantity	Master Pack	Approx. Net Wt.
**1/2	38063	25	200	0.150
**3/4	38064	20	120	0.340
**1	38066	10	60	0.550
**1 1/4	38069	5	50	0.810
**1 1/2	38072	5	50	1.140
**2	38075	-	25	2.170

## Wrot & Cast Drainage Fittings Couplings

WROT	<b>301 DWV-Coupling</b> With Stop Copper to Copper	CAST			
 					
C x C W/Stop					
Nominal Size In Inches	Part Number	Box Quantity	Master Pack	Approx. Net Wt.	Dim. A
1 1/4	46230	25	250	0.061	3/32
1 1/2	46232	25	250	0.089	3/32
2	46236	10	100	0.123	3/32
3	46242	5	50	0.224	3/32
*4	46250	2	20	0.497	1/8

WROT	<b>301-NS DWV-Coupling</b> Without Stop Copper to Copper	CAST			
 					
C x C Without Stop					
Nominal Size In Inches	Part Number	Box Quantity	Master Pack	Approx. Net Wt.	Dim. A
1 1/4	46270	25	250	0.062	1 3/32
1 1/2	46272	25	250	0.081	1 1/8
2	46274	10	100	0.115	1 11/32
3	46276	5	50	0.229	1 19/32
*4	46278	2	20	0.485	2 1/8

\*\* Cast Bronze Only

\*Factory Option—consult factory for price and delivery information.