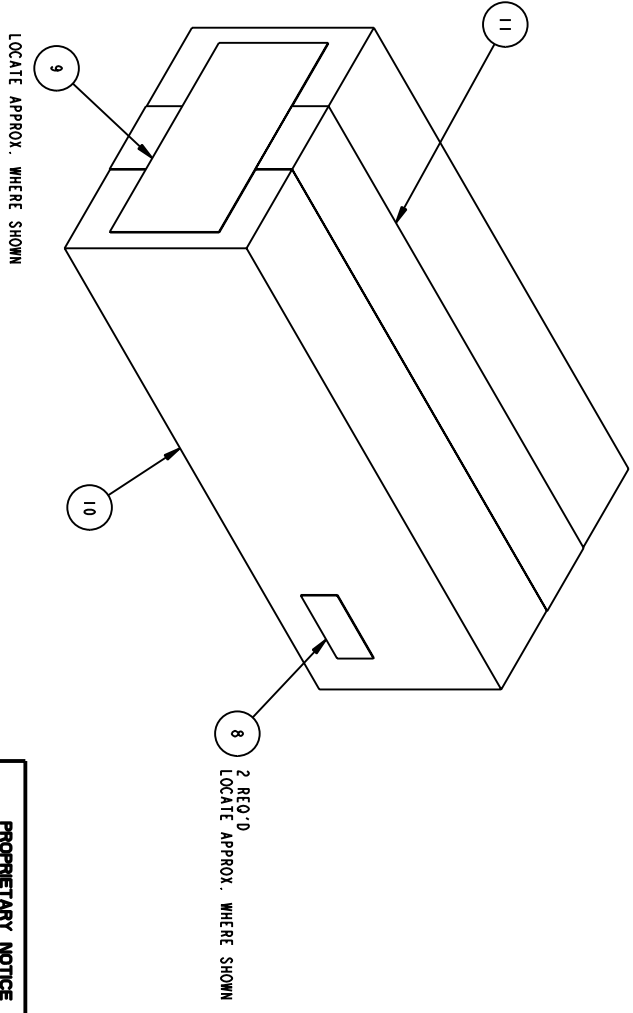
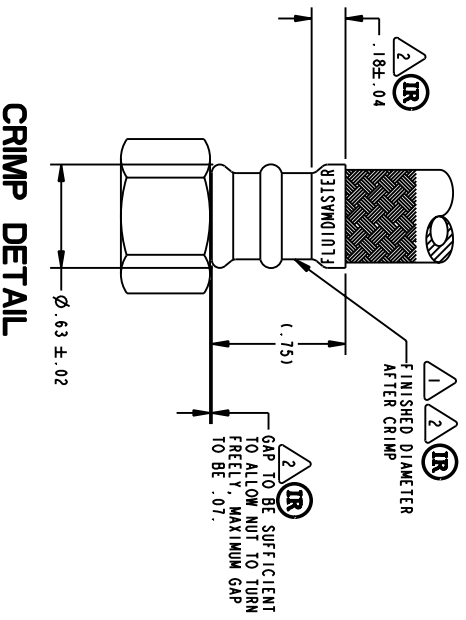
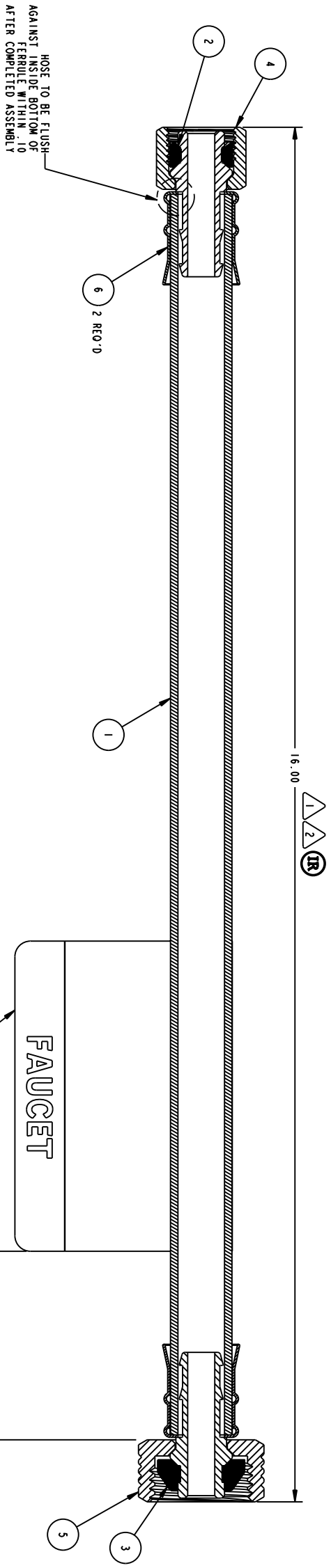


NOTES: UNLESS OTHERWISE SPECIFIED

1 PERFORMANCE, TEST, CRIMP HOSE CUT LENGTH AND FINISHED CONNECTOR LENGTH REQUIREMENTS PER FLUIDMASTER SPECIFICATION NUMBER 3 ENG-5135.

2 INDICATES PROCESS CONTROL - DIMENSION.



ITEM	QTY	PART NO.	DESCRIPTION
1	1	11000400	HOSE, BRAIDED
2	1	11001800	NIPPLE/WASHER - ASSY.
3	1	11002000	NIPPLE/WASHER - ASSY.
4	1	1-323	NUT, HEX
5	1	1-350	NUT (PLATED)
6	2	1-306	FERRULE
7	1	IDLABEL.F	LABEL (FAUCET)
8	2	120F5B1F16	LABEL, 1 2 OF 5
9	1	LBI1F16	LABEL, SHIPPING
10	1	1-917	CARTON, MASTER
11	A/R	TAPE	TAPE

**PROPRIETARY NOTICE**  
 ALL INFORMATION CONTAINED IN OR DISCLOSED BY THIS DOCUMENT IS CONSIDERED THE PROPERTY OF FLUIDMASTER, INC. RIGHTS RESERVED. COMMUNICATION OF THIS INFORMATION FOR UNAUTHORIZED USE IS PROHIBITED WITHOUT THE WRITTEN CONSENT OF FLUIDMASTER, INC.

UNLESS OTHERWISE SPECIFIED  
 ALL DIMENSIONS ARE IN INCHES  
 UNLESS OTHERWISE SPECIFIED  
 INTERNAL DO NOT SCALE DRAWING  
 THIRD ANGLE PROJECTION

REV	DATE	DESCRIPTION
1	6/01/05	PRODUCTION RELEASE

DRAWN: GCH  
 DESIGN: NG  
 ENGINEER: NG  
 USED ON:

MATERIAL: SEE DETAIL DRAWINGS AND B.O.M.  
 TITLE: CONNECTOR ASSEMBLY  
 SCALE: 1/2" IP X 3/8" COMP  
 WEIGHT (g):  
 PART NO.: BFI6  
 SHEET 1 OF 1

**Fluidmaster Inc.**  
 SAN JUAN CAPISTRANO, CALIFORNIA, USA  
 (949) 728-2000

