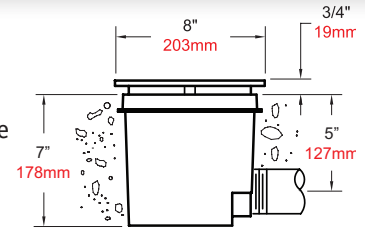


FAS-08



Anti-Vortex/Diverter Plate and Sump

- Cast bronze plate with natural finish.
- Molded ABS sump with 2" FPT threaded bottom and side connections, supplied with threaded ABS plug.
- Stainless steel fasteners.
- Maximum flow rates are based on 16"/41cm water depth.



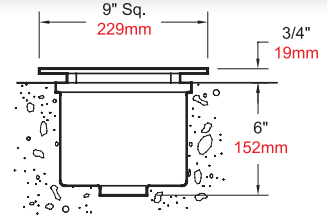
Model Number	NPT	Suction GPM	Discharge GPM	Suction LPM	Discharge LPM
FAS-08	2"	60	80	227	303

R-80C



Anti-Vortex/Diverter Plate and Sump

- Cast bronze plate with natural finish.
- Heavy-duty spun copper sump with ground screw and bronze 2" FPT threaded bottom connection.
- Stainless steel fasteners.
- Maximum flow rates are based on 16"/41cm water depth.



Model Number	NPT	Suction GPM	Discharge GPM	Suction LPM	Discharge LPM
R-80C	2"	60	80	227	303

FAD-()



Adjustable Diverter Fitting

- Cast bronze body with integral waterstop flange and ground screw.
- Adjustable brass threaded top plate flow control assembly.
- Available with British Standard Pipe Threads, add **-BSP** to catalog number.
- Maximum flow rates are based on 16"/41cm water depth.



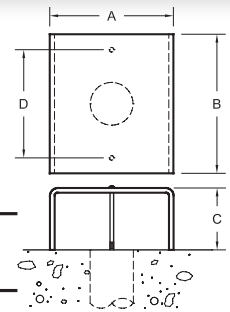
Model Number	NPT	Dimensions				Maximum Flow Rate	
		Inches		Millimeters		GPM	LPM
		A	B	A	B		
FAD-150	1 1/2"	3	5	76	127	30	114
FAD-200	2"	4	5	102	127	60	227
FAD-300	3"	6	7	152	178	120	454
FAD-400	4"	8	7	203	178	160	606

FAP-()



Diverter Plate

- Solid brass construction.
- Maximum flow rates are based on 16"/41cm water depth.



Model Number	Dimensions								Max. Pipe Size	Maximum Flow Rate	
	Inches				Millimeters					GPM	LPM
	A	B	C	D	A	B	C	D			
FAP-362U	3	6	2	4	76	152	51	102	1 1/2"	50	189
FAP-662U	6	6	2	4	152	152	51	102	2"	80	303
FAP-882U	8	8	2	6	203	203	51	152	3"	180	681
FAP-884U	8	8	4	6	203	203	102	152	3"	180	681
FAP-894U	8	9	4	7	203	229	102	178	4"	300	1,136
FAP-994U	9	9	4	7	229	229	102	178	4"	300	1,136