

Class 125 Bronze Gate Valves

Screw-in Bonnet • Rising Stem • Solid Wedge

125 PSI/8.6 Bar Saturated Steam to 353° F/178° C
200 PSI/13.8 Bar Non-Shock Cold Working Pressure

CONFORMS TO MSS SP-80

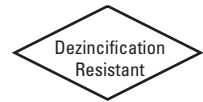
MATERIAL LIST

PART	SPECIFICATION
1. Handwheel Nut	300 Series Stainless Steel
2. Identification Plate	Aluminum
3. Handwheel	Malleable Iron ASTM A 47
4. Stem	Silicon Bronze ASTM B 371 Alloy C69400/C69430 or ASTM B 99 Alloy C65100
5. Packing Nut	Bronze ASTM B 62 or ASTM B 584 Alloy C84400 or Brass ASTM B 16
6. Packing Gland	Bronze ASTM B 62 or ASTM B 584 Alloy C84400 or Brass ASTM B 16
7. Packing	Aramid Fibers with Graphite
8. Bonnet	Bronze ASTM B 62
9. Body	Bronze ASTM B 62
10. Wedge	Bronze ASTM B 62


DIMENSIONS—WEIGHTS—QUANTITIES

Size	Dimensions						T-111		S-111		Master Ctn. Qty.		
	A		B		C		Lbs.	Kg.	Lbs.	Kg.	T-111	S-111	
In.	mm.	In.	mm.	In.	mm.	In.	mm.	Lbs.	Kg.	Lbs.	Kg.	T-111	S-111
† ¼	8	1.69	43	4.63	117	x	x	0.79	0.36	x	x	50	x
† ⅜	10	1.69	43	4.63	117	.69	18	0.76	0.35	0.70	0.32	50	50
† ½	15	1.94	49	4.81	122	.75	19	0.87	0.40	0.73	0.33	50	50
¾	20	2.06	54	5.81	148	.88	22	1.19	0.54	1.07	0.49	50	50
1	25	2.44	62	7.09	180	1.00	25	1.98	0.90	1.77	0.80	30	30
1¼	32	2.63	67	8.13	206	1.19	32	2.66	1.21	2.52	1.14	20	20
1½	40	2.88	72	9.81	249	1.25	33	3.76	1.70	3.42	1.55	10	10
2	50	3.06	78	11.56	294	1.31	34	5.56	2.52	5.23	2.37	10	10
2½	65	4.13	105	14.31	364	1.81	46	10.81	4.90	9.63	4.37	4	4
3	80	4.50	114	16.50	419	1.94	49	15.49	7.02	13.92	6.31	2	4

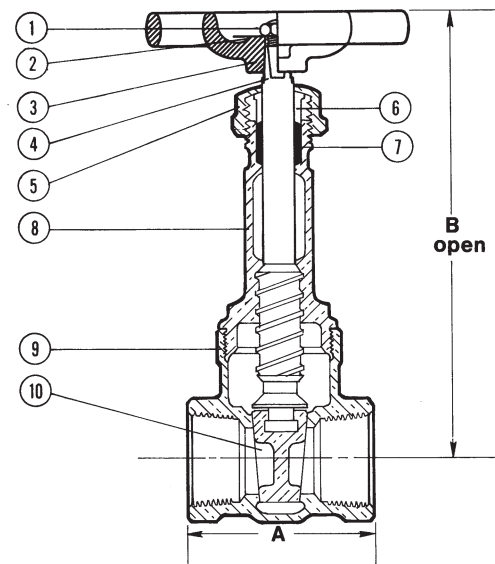
† No packing gland, packing only in these sizes.
x Not available this size.



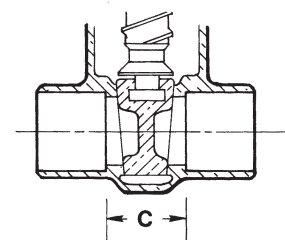
T-111
Threaded



S-111
Solder



T-111
NPT x NPT



S-111
C x C

Freezing Weather Precaution – Subsequent to testing a piping system, valves should be in an open position to allow complete drainage.

◆ For detailed Operating Pressure, refer to Pressure Temperature Chart on page 111.