

BRASS DRAINS

Trip Lever - with Pre-Adjustable Linkage

**Features**

- 1 1/2" brass tubing in 17 and 20 gauges
- Patented adjustable self-retaining rubber head gasket
- Patented pre-adjustable linkage
- Heavy duty cast brass head, tee and shoe
- Cast brass shoe plug
- Extra long plunger stroke
- Lubricated cast brass plunger
- Chrome plated stamped brass domed strainer
- Heavy duty, highly polished face plate
- Cast brass coupling nuts supplied with 17 gauge tubing
- Plated zinc coupling nuts supplied with 20 gauge tubing
- Partially assembled in carton
- Extra long 2 1/2" tapered stainless steel faceplate screws
- Non-binding fiber washer for easy installation



41-818














41-810





41-813


**All-Tub (fits most tubs 14" to 16" high)**

Finish	Drain in Tee	
Chrome	 41-812	17 gauge, brass nuts
Chrome	 41-812-71	17 gauge, brass nuts, Philadelphia trap
Chrome	 41-818	20 gauge, plated zinc nuts
Chrome	 41-818-71	20 gauge, plated zinc nuts, Philadelphia trap
Chrome	 41-818-72	20 gauge, plated zinc nuts, condensate hd
Chrome	 41-818-76	20 gauge, plated zinc nuts, retaining ring
Chrome	 41-818-91	20 gauge, brass nuts
Polished Brass	 81-827	17 gauge, brass nuts
Biscuit	 A1-821	17 gauge, brass nuts
Brushed Nickel	 N1-812	17 gauge, brass nuts
White	 W1-821	17 gauge, brass nuts

**Fit-All (fits most tubs 14" to 16" high)**

Chrome	 41-810	17 gauge, brass nuts
Chrome	 41-815	20 gauge, plated zinc nuts

**Roman Tub (fits most tubs 24" high)**

Chrome	 41-813	17 gauge, brass nuts
Chrome	 41-813-76	17 gauge, brass nuts, retaining ring
Polished Brass	 81-867	17 gauge, brass nuts
Biscuit	 A1-861	17 gauge, brass nuts
Brushed Nickel	 N1-813	17 gauge, brass nuts
White	 W1-861	17 gauge, brass nuts