


## Installation Instructions

### SERVICE REFERENCE

DIVISION 4	SECTION RT
SALES REFERENCE (Supersedes PJ459-5)	PJ459-6
161-562773-001	
DATE	MARCH, 2004

## RTPC-SL and RTST-SL Signal Light Modifications for DL Series Connection Kits



RTPC-SL

### Power Connection Kit w/Signal Light

- |                                      |                                     |
|--------------------------------------|-------------------------------------|
| 1 molded junction box consisting of: | 1 mounting screw for terminal block |
| 1 base                               | 1 LED 120, 208-240, or 277V         |
| 1 box w/conduit opening              | 1 cover gasket                      |
| 1 lid                                | 4 cover screws, 5/8" long           |
| 1 terminal block*                    | 4 box screws, 1" long               |

\* Four position terminal block required for cables with monitor wire



RTST-SL

### Splice & Tee Kit w/Signal Light

- |                                      |                                     |
|--------------------------------------|-------------------------------------|
| 1 molded junction box consisting of: | 1 LED 120, 208-240, or 277V         |
| 1 base                               | 1 terminal block*                   |
| 1 box                                | 1 mounting screw for terminal block |
| 1 lid                                | 4 cover screws, 5/8" long           |
| 1 cover gasket                       | 4 box screws, 1" long               |

## GENERAL

### ⚠ WARNING

**ELECTRIC SHOCK HAZARD. Disconnect all power before installing or servicing heating cable and accessories. A qualified person must perform installation and service of heating cable and accessories. Heating cable must be effectively grounded in accordance with the National Electrical Code. Failure to comply can result in personal injury or property damage.**

**Note:** All electrical wiring, including GFCI (Ground Fault Circuit Interrupters), must be done according to National Electrical or local codes by a qualified person.

This sheet will provide the instructions necessary for incorporating a signal light into all versions of the RTPC and RTST kits. **This sheet must be used in conjunction with the instructions contained in the above mentioned kits.** Not all sections of this sheet will apply to the kit you are using. Each section has a bold-face title which indicates for what kit and installation instruction sheet the section covers.

Select and purchase one grommet for each cable to be terminated. Please refer to the list below to ensure you purchase the proper grommet for the cable you are installing.

- GR1 For SRL-C
- GR2 For SRL-CR or SRL-CT
- GR3 For CWM-C
- GR4 For CWM-CT
- GR5 For SRL-MC
- GR6 For SRL-MCR or SRL-MCT
- GR7 For SRM/E-C
- GR8 For SRM-E/CT

Wipe inside lip of cover with a clean cloth. Remove protective backing from the gasket and affix it to the cover lip. Press firmly all around for proper adhesion.

**Note:** The RTST-SL kit is used as an end seal kit. It is not designed as a splice or tee connection kit. Follow the instructions listed in PJ452 but note that only one cable will be brought into the box.

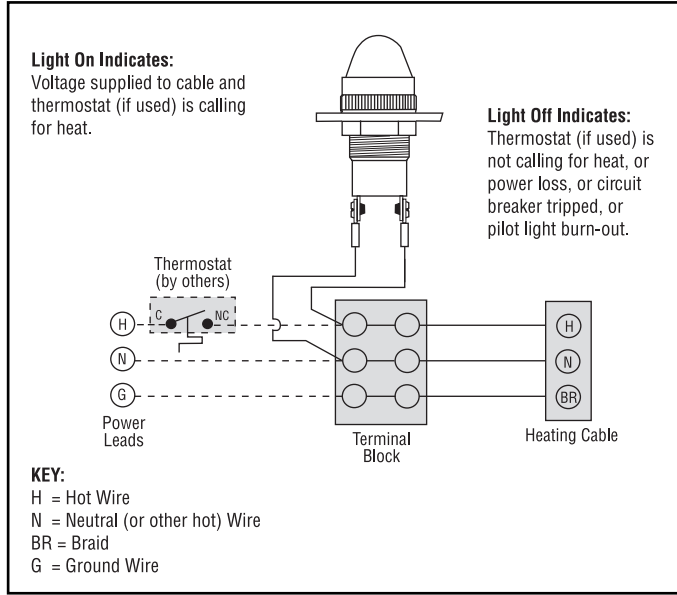
**IMPORTANT:** This kit comes with the LED installed in the pilot light assembly.

Please check your kit model number against the system voltage before installation.

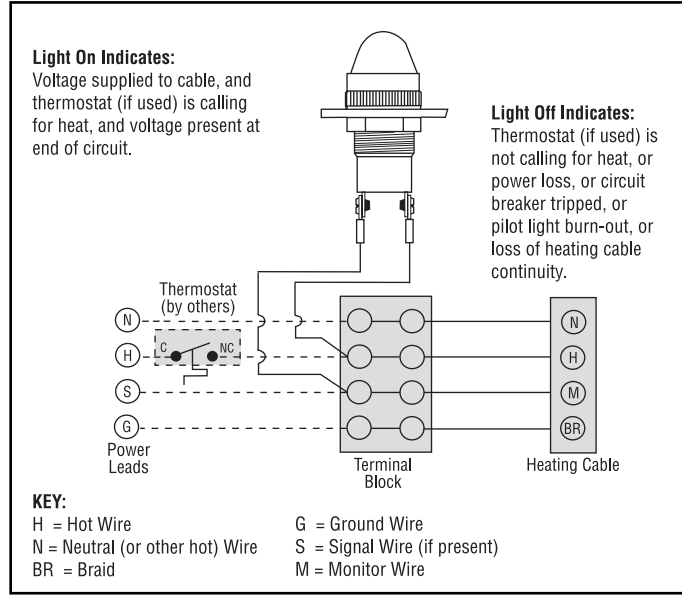
- |     |          |
|-----|----------|
| SL1 | 120V     |
| SL2 | 208-240V |
| SL3 | 277V     |

## WIRING DIAGRAMS

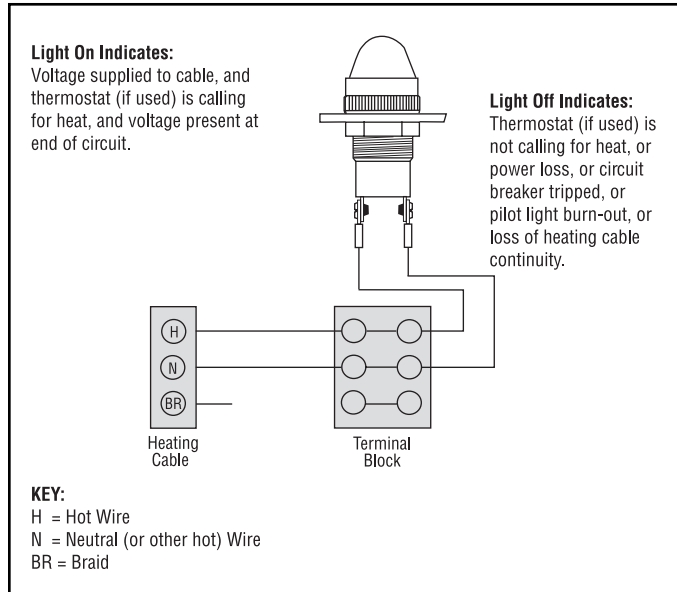
**For RTPC -SL (For all cables except monitor wire version)**  
Prior to Step 15 of PJ451, wire signal light per figure below.



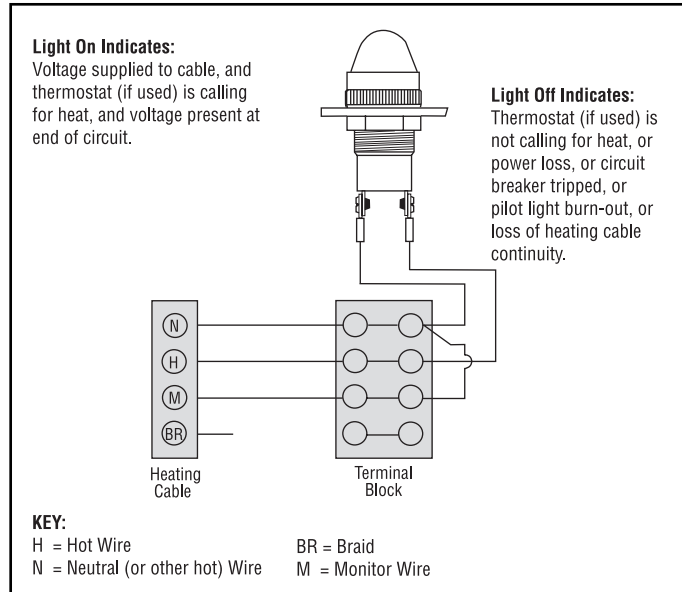
**For RTPC -SL (For cables with monitor wire)**  
Prior to Step 15 of PJ451, wire signal light per figure below.



**For RTST -SL (For all cables except monitor wire version)**  
Prior to Step 13 of PJ452, wire signal light per figure below.



**For RTST -SL (For cables with monitor wire)**  
Prior to Step 13 of PJ452, wire signal light per figure below.



### WARRANTY AND LIMITATION OF REMEDY AND LIABILITY

Chromalox warrants only that the Products and parts manufactured by Chromalox, when shipped, and the work performed by Chromalox when performed, will meet all applicable specification and other specific product and work requirements (including those of performance), if any, and will be free from defects in material and workmanship under normal conditions of use. All claims for defective or nonconforming (both hereinafter called defective) Products, parts or work under this warranty must be made in writing immediately upon discovery, and in any event, within one (1) year from delivery, provided, however all claims for defective Products and parts must be made in writing no later than eighteen (18) months after shipment by Chromalox. Defective and nonconforming items must be held for Chromalox's inspections and returned to the original f.o.b. point upon request. THE FOREGOING IS EXPRESSLY IN LIEU OF ALL OTHER WARRANTIES WHATSOEVER, EXPRESS, IMPLIED AND STATUTORY, INCLUDING, WITHOUT LIMITATION, THE IMPLIED WARRANTIES OF MERCHANTABILITY AND FITNESS FOR A PARTICULAR PURPOSE.

Notwithstanding the provisions of this WARRANTY AND LIMITATION Clause, it is specifically understood that Products and parts not manufactured and work not performed by Chromalox are warranted only to the extent and in the manner that the same are warranted to Chromalox by Chromalox's vendors, and then only to the extent that Chromalox is reasonably able to enforce such warranty, it being understood Chromalox shall have no obligation to initiate litigation unless Buyer undertakes to pay all cost and expenses therefor, including but not limited to attorney's fees, and indemnifies Chromalox against any liability to Chromalox's

vendors arising out of such litigation.

Upon Buyer's submission of a claim as provided above and its substantiation, Chromalox shall at its option either (i) repair or replace its Products, parts or work at the original f.o.b. point of delivery or (ii) refund an equitable portion of the purchase price.

THE FOREGOING IS CHROMALOX'S ONLY OBLIGATION AND BUYER'S EXCLUSIVE REMEDY FOR BREACH OF WARRANTY, AND IS BUYER'S EXCLUSIVE REMEDY AGAINST CHROMALOX FOR ALL CLAIMS ARISING HEREUNDER OR RELATING HERETO WHETHER SUCH CLAIMS ARE BASED ON BREACH OF CONTRACT, TORT (INCLUDING NEGLIGENCE AND STRICT LIABILITY) OR OTHER THEORIES. BUYER'S FAILURE TO SUBMIT A CLAIM AS PROVIDED ABOVE SHALL SPECIFICALLY WAIVE ALL CLAIMS FOR DAMAGES OR OTHER RELIEF, INCLUDING BUT NOT LIMITED TO CLAIMS BASED ON LATENT DEFECTS. IN NO EVENT SHALL BUYER BE ENTITLED TO INCIDENTAL OR CONSEQUENTIAL DAMAGES AND BUYER SHALL HOLD CHROMALOX HARMLESS THEREFROM. ANY ACTION BY BUYER ARISING HEREUNDER OR RELATING HERETO, WHETHER BASED ON BREACH OF CONTRACT, TORT (INCLUDING NEGLIGENCE AND STRICT LIABILITY) OR OTHER THEORIES, MUST BE COMMENCED WITHIN ONE (1) YEAR AFTER THE DATE OF SHIPMENT OR IT SHALL BE BARRED.

W2008M

# Chromalox®

**PRECISION HEAT AND CONTROL**

1382 HEIL QUAKER BLVD., LAVERGNE, TN 37086  
Phone: (615) 793-3900      www.chromalox.com