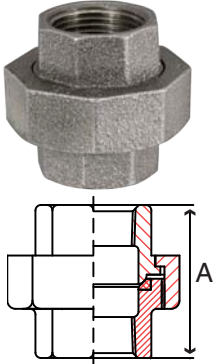
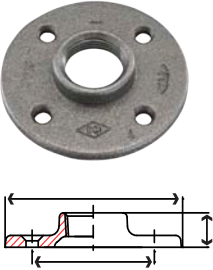




150 lb Malleable Iron Pipe Fittings

Part	Size	Part Number		Dimensions (in)			Weight (lb)	Packaging	
		Black	Galvanized	A	B	C		Inner	Master
	1/8	33U 1001C	34U 1001C	1.32	-	-	0.143	30	480
	1/4	33U 1002C	34U 1002C	1.44	-	-	0.209	20	240
	3/8	33U 1003C	34U 1003C	1.61	-	-	0.352	20	160
	1/2	33U 1004C	34U 1004C	1.72	-	-	0.407	40	160
	3/4	33U 1006C	34U 1006C	2.02	-	-	0.595	40	80
	1	33U 1010C	34U 1010C	2.19	-	-	0.925	30	60
	1-1/4	33U 1012C	34U 1012C	2.26	-	-	1.322	20	40
	1-1/2	33U 1014C	34U 1014C	2.47	-	-	2.204	15	30
	2	33U 1020C	34U 1020C	2.75	-	-	3.306	10	20
	2-1/2	33U 1024C	34U 1024C	3.25	-	-	4.850	-	10
	3	33U 1030C	34U 1030C	3.54	-	-	6.812	-	7
	4	33U 1040C	34U 1040C	3.85	-	-	12.279	-	4

Part	Size	Part Number		Dimensions (in)			Weight (lb)	Inner	Master
		Black	Galvanized	A	B	C			
	1/4	33FF1002C	34FF1002C	2.00	2.83	0.31	0.350	50	200
	3/8	33FF1003C	34FF1003C	1.90	2.75	0.26	0.360	50	200
	1/2	33FF1004C	34FF1004C	2.10	3.00	0.36	0.352	50	200
	3/4	33FF1006C	34FF1006C	2.40	3.40	0.26	0.374	30	120
	1	33FF1010C	34FF1010C	2.80	3.80	0.26	0.463	20	80
	1-1/4	33FF1012C	34FF1012C	3.20	4.20	0.28	0.661	15	60
	1-1/2	33FF1014C	34FF1014C	3.45	4.60	0.30	0.925	12	48
	2	33FF1020C	34FF1020C	4.00	5.20	0.30	1.477	8	32
	2-1/2	33FF1024C	34FF1024C	5.00	6.75	0.37	1.750	6	12
	3	33FF1030C	34FF1030C	6.00	7.88	0.45	2.500	5	10
4	33FF1040C	34FF1040C	7.00	9.50	0.45	5.600	-	10	

Part	Size	Part Number		Dimensions (in)			Weight (lb)	Inner	Master
		Black	Galvanized	A	B	C			
	1/8	33CP1001C	34CP1001C	0.96	-	-	0.055	70	1120
	1/4	33CP1002C	34CP1002C	1.06	-	-	0.110	40	640
	3/8	33CP1003C	34CP1003C	1.16	-	-	0.132	40	480
	1/2	33CP1004C	34CP1004C	1.34	-	-	0.198	40	320
	3/4	33CP1006C	34CP1006C	1.52	-	-	0.286	50	200
	1	33CP1010C	34CP1010C	1.67	-	-	0.463	25	100
	1-1/4	33CP1012C	34CP1012C	1.93	-	-	0.661	20	80
	1-1/2	33CP1014C	34CP1014C	2.15	-	-	0.793	12	48
	2	33CP1020C	34CP1020C	2.53	-	-	1.322	12	24
	2-1/2	33CP1024C	34CP1024C	2.88	-	-	2.204	8	16
	3	33CP1030C	34CP1030C	3.18	-	-	2.866	8	16
	3-1/2	33CP1034C	34CP1034C	3.50	-	-	3.560	-	8
4	33CP1040C	34CP1040C	3.69	-	-	4.629	-	6	
5	33CP1050C	34CP1050C	3.75	-	-	6.680	-	3	
6	33CP1060C	34CP1060C	4.75	-	-	11.023	-	3	

Part	Size	Part Number		Dimensions (in)			Weight (lb)	Inner	Master
		Black	Galvanized	A	B	C			
	1/2	33RL1004C	34RL1004C	1.34	-	-	0.173	40	320
	3/4	33RL1006C	34RL1006C	1.52	-	-	0.273	50	200
	1	33RL1010C	34RL1010C	1.67	-	-	0.431	25	100
	1-1/4	33RL1012C	34RL1012C	1.93	-	-	0.647	20	80
	1-1/2	33RL1014C	34RL1014C	2.15	-	-	0.857	12	48
	2	33RL1020C	34RL1020C	2.53	-	-	1.350	12	24