

Effective January 17, 2011
(Supersedes UW CFW1210)

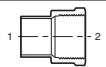
The issuance of this price list is not an offer to sell the goods listed herein at the prices stated.

SOLDER JOINT PRESSURE FITTINGS

ADAPTER

FEMALE
WC-402

C x F



Part	Size	Box	Ctn	Wt	List
W 01207	1/8	100	1500	0.04	28.75
W 01215	1/4	50	750	0.04	24.71
W 01225	3/8	50	750	0.07	25.33
WB01231	1/2	50	500	0.10	12.10
WB01246	3/4	25	250	0.14	16.61
WB01263	1	10	100	0.25	38.38
W 01271	1-1/4	10	100	0.45	56.18
W 01279	1-1/2	10	100	0.53	87.88
W 01287	2	-	50	0.57	119.34
W 01296	2-1/2	-	25	1.22	434.62
W 01297	3	-	15	1.83	658.94

REDUCING

Part	Size	Box	Ctn	Wt	List
W 01204	1/8 x 1/2	100	300	0.10	21.99
W 01205	x 3/8	100	700	0.05	23.60
W 01206	x 1/4	100	900	0.04	29.96
W 01214	1/4 x 3/8	50	750	0.06	23.57
W 01216	x 1/8	100	1500	0.03	27.43
W 01223	3/8 x 3/4	50	300	0.16	31.70
W 01224	x 1/2	50	500	0.10	24.71
W 01226	x 1/4	50	750	0.06	21.86
WB01230	1/2 x 3/4	25	250	0.16	26.21
W 01232	x 3/8	50	500	0.07	18.82
W 01233	x 1/4	50	500	0.06	18.82
W 01238	5/8 x 3/4	50	500	0.15	28.64
W 01239	x 1/2	50	500	0.09	36.45
W 01245	3/4 x 1	25	250	0.27	56.18
W 01247	x 1/2	25	250	0.11	26.21
W 01261	1 x 1-1/4	10	100	0.28	100.96
W 01264	x 3/4	25	250	0.22	56.18
W 01265	x 1/2	20	200	0.25	70.28
W 01270	1-1/4 x 1-1/2	10	100	0.50	120.01
W 01272	x 1	10	100	0.33	118.76
W 01278	1-1/2 x 2	-	60	0.74	223.07
W 01280	x 1-1/4	5	50	0.39	130.59
W 01288	2 x 1-1/2	5	50	0.74	194.24

ADAPTER

FITTING
WC-405

FTG x F



Part	Size	Box	Ctn	Wt	List
W 01525	3/8	50	750	0.05	33.17
W 01531	1/2	50	450	0.11	24.12
W 01546	3/4	25	250	0.17	31.15
W 01563	1	25	250	0.24	55.64
W 01571	1-1/4	10	100	0.40	89.94
W 01579	1-1/2	10	100	0.46	118.08
W 01587	2	-	50	0.65	156.91
W 01596	2-1/2	-	25	1.20	846.14

REDUCING

Part	Size	Box	Ctn	Wt	List
W 01514	1/4 x 3/8	50	750	0.06	36.91
W 01524	3/8 x 1/2	50	350	0.10	35.55
W 01526	x 1/4	50	750	0.06	83.78
W 01532	1/2 x 3/8	50	750	0.07	32.54
W 01547	3/4 x 1/2	50	500	0.11	62.95
W 01564	1 x 3/4	25	250	0.18	122.87

ADAPTER

MALE
WC-401

C x M



Part	Size	Box	Ctn	Wt	List
W 01107	1/8	50	2400	0.02	48.25
W 01115	1/4	50	1200	0.03	37.91
W 01125	3/8	50	500	0.06	18.82
WB01131	1/2	50	500	0.06	7.60
WB01146	3/4	25	250	0.13	12.79
WB01163	1	10	100	0.24	33.04
W 01171	1-1/4	10	100	0.41	48.92
W 01179	1-1/2	10	100	0.51	56.18
W 01187	2	5	50	0.57	95.12
W 01196	2-1/2	-	20	1.26	364.32
W 01199	3	-	20	1.70	481.99
W 01150	4	-	16	3.71	653.10

REDUCING

Part	Size	Box	Ctn	Wt	List
W 01105	1/8 x 3/8	50	750	0.06	44.32
W 01106	x 1/4	50	1200	0.03	34.33
W 01113	1/4 x 1/2	50	500	0.08	22.23
W 01114	x 3/8	50	750	0.06	45.44
W 01116	x 1/8	50	2000	0.02	32.64
W 01123	3/8 x 3/4	25	250	0.17	27.40
W 01124	x 1/2	50	500	0.09	25.63
W 01126	x 1/4	50	750	0.05	44.41

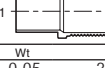
ADAPTER (CONT.)

Part	Size	Box	Ctn	Wt	List
W 01129	1/2 x 1	15	150	0.30	49.91
WB01130	x 3/4	25	250	0.17	22.23
W 01132	x 3/8	50	500	0.07	19.45
W 01133	x 1/4	25	600	0.06	23.41
W 01138	5/8 x 3/4	25	250	0.14	28.64
W 01139	x 1/2	25	250	0.12	43.02
W 01145	3/4 x 1	10	100	0.29	48.92
W 01147	x 1/2	25	250	0.12	22.23
W 01161	1 x 1-1/2	10	100	0.48	135.38
W 01162	x 1-1/4	10	100	0.39	71.87
W 01164	x 3/4	10	100	0.17	48.92
W 01165	x 1/2	10	100	0.18	61.04
W 01170	1-1/4 x 1-1/2	10	100	0.48	114.24
W 01172	x 1	10	100	0.24	73.06
W 01173	x 3/4	10	100	0.21	84.24
W 01178	1-1/2 x 2	-	50	0.78	213.27
W 01180	x 1-1/4	10	100	0.37	113.76
W 01181	x 1	10	100	0.38	135.11
W 01188	2 x 1-1/2	-	50	0.64	219.88
W 01189	x 1-1/4	-	50	0.57	219.88
W 01197	2-1/2 x 2	-	20	0.98	614.75
W 01198	x 1-1/2	-	22	0.98	627.26

ADAPTER

FITTING
WC-404

FTG x M



Part	Size	Box	Ctn	Wt	List
W 01425	3/8	50	750	0.05	32.53
W 01431	1/2	50	500	0.09	33.65
W 01446	3/4	50	500	0.15	43.32
W 01463	1	25	250	0.23	55.07
W 01471	1-1/4	10	100	0.41	170.19
W 01479	1-1/2	10	100	0.49	206.19
W 01487	2	-	50	0.76	333.29
W 01496	2-1/2	-	20	1.95	727.56


REDUCING

Part	Size	Box	Ctn	Wt	List
W 01432	1/2 x 3/8	50	750	0.06	77.79
W 01447	3/4 x 1/2	50	500	0.13	81.16
W 01464	1 x 3/4	25	250	0.19	90.08

AIR CHAMBER

WA-515

FTG




Part	Size	Box	Ctn	Wt	List
W 06000	1/2 x 6	-	100	0.22	31.78
W 06001	x 12	-	50	0.42	47.71
W 06002	3/4 x 12	-	72	0.41	58.97

BUSHING

FLUSH
WC-106

FTG




Part	Size	Box	Ctn	Wt	List
W 01706	1/4 x 1/8	100	4000	0.01	6.36
W 01712	3/8 x 1/4	100	3400	0.01	6.29
W 01714	x 1/8	100	2400	0.02	7.18
W 01715	1/2 x 3/8	100	1500	0.02	7.57
W 01717	x 1/4	100	1500	0.04	8.63
W 01720	5/8 x 1/2	50	750	0.03	9.22
W 01721	x 3/8	50	750	0.06	11.23
W 01722	x 1/4	50	750	0.08	10.43
W 01725	3/4 x 5/8	50	500	0.04	14.70
W 01726	x 1/2	50	500	0.07	14.08
W 01727	x 3/8	50	500	0.11	15.97
W 01737	1 x 3/4	50	500	0.12	21.56
W 01738	x 5/8	50	500	0.18	24.92
W 01739	x 1/2	25	250	0.22	24.28
W 01743	1-1/4 x 1	10	200	0.16	26.76
W 01745	x 3/4	10	200	0.30	33.34
W 01750	1-1/2 x 1-1/4	10	100	0.22	35.21
W 01751	x 1	10	100	0.41	37.84
W 01758	2 x 1-1/2	10	100	0.68	100.96
W 01759	x 1-1/4	5	50	0.94	114.19
W 01767	2-1/2 x 2	-	50	0.92	655.20

BUSHING

FLUSH
WC-417
(BRASS)

FTG X F




Part	Size	Box	Ctn	Wt	List
A 07813	1/2 x 1/4	50	1200	0.02	22.29
A 07812	x 1/8	100	1600	0.04	21.22
A 07814	3/4 x 3/8	50	450	0.08	51.59
A 07815	x 1/2	50	300	0.17	78.59
A 07816	1-1/4 x 3/4	10	160	0.25	134.30
A 07817	1-1/2 x 1	10	90	0.34	140.79
A 07819	2 x 1-1/2	10	90	0.48	154.19

CAP

WC-415

C




Part	Size	Box	Ctn	Wt	List
W 07002	1/8	50	2000	-	5.37
W 07004	1/4	50	2000	0.01	3.35
W 07006	3/8	50	1000	0.01	5.31
WB07007	1/2	50	1000	0.02	2.66
W 07008	5/8	50	2000	0.03	6.34
WB07009	3/4	25	1000	0.04	4.94
WB07011	1	10	500	0.08	11.70
W 07012	1-1/4	25	250	0.11	15.65
W 07013	1-1/2	25	250	0.18	22.92
W 07014	2	-	100	0.30	42.26
W 07015	2-1/2	-	50	0.48	134.95
W 07016	3	-	50	0.73	184.95
W 07017	3-1/2	-	25	1.15	549.96
W 07018	4	-	20	1.50	348.85

COUPLING

NO STOP
WC-400NS

C x C



Part	Size	Box	Ctn	Wt	List
W 01900	1/8	100	4000	-	5.39
W 01901	1/4	50	2000	0.01	2.19
W 01902	3/8	50	1700	0.01	7.57
W 01903	1/2	100	1000	0.03	3.64
W 01904	5/8	25	375	0.04	10.90
W 01905	3/4	50	500	0.06	7.57
W 01906	1	25	250	0.11	15.97
W 01907	1-1/4	25	250	0.15	24.11
W 01908	1-1/2	10	100	0.25	32.57
W 01909	2	-	75	0.40	55.07
W 01910	2-1/2	-	50	0.66	72.06
W 01911	3	-	25	1.03	140.93
W 01913	4	-	15	2.15	270.03

COUPLING						
REDUCING WC-400R						
C x C						
Part	Size	Box	Ctn	Wt	List	
W 01011	1/4 x 1/8	50	2000	0.01	18.05	
W 01019	3/8 x 1/4	50	1700	0.01	5.91	
W 01021	x 1/8	50	1200	0.02	7.95	
W 01023	1/2 x 3/8	100	1000	0.03	5.77	
W 01025	x 1/4	100	1000	0.03	7.00	
W 01027	x 1/8	100	1000	0.03	7.74	
W 01029	5/8 x 1/2	100	600	0.05	14.08	
W 01030	x 3/8	100	600	0.04	17.41	
W 01031	x 1/4	100	600	0.04	15.40	
W 01035	3/4 x 5/8	100	1000	0.06	9.96	
WB01036	x 1/2	25	500	0.08	9.83	
W 01037	x 3/8	50	500	0.06	12.42	
W 01038	x 1/4	50	500	0.06	12.20	
W 01049	1 x 3/4	25	250	0.13	18.21	
W 01050	x 5/8	25	250	0.11	19.45	
W 01051	x 1/2	25	250	0.11	21.52	
W 01052	x 3/8	25	250	0.11	22.23	
W 01056	1-1/4 x 1	10	100	0.20	25.55	
W 01058	x 3/4	10	100	0.17	25.55	
W 01060	x 1/2	10	100	0.17	26.55	
W 01064	1-1/2 x 1-1/4	10	100	0.23	42.31	
W 01065	x 1	10	100	0.23	42.31	
W 01067	x 3/4	10	100	0.24	42.31	
W 01069	x 1/2	10	100	0.22	44.93	
W 01073	2 x 1-1/2	-	100	0.43	65.43	
W 01074	x 1-1/4	-	100	0.43	65.43	
W 01075	x 1	-	100	0.46	68.99	
W 01077	x 3/4	-	100	0.40	70.33	
W 01079	x 1/2	-	75	0.41	73.18	
W 01083	2-1/2 x 2	-	50	0.65	144.69	
W 01084	x 1-1/2	-	50	0.75	147.74	
W 01085	x 1-1/4	-	50	0.70	166.98	
W 01086	x 1	-	50	0.71	168.03	
W 01093	3 x 2-1/2	-	25	1.06	190.30	
W 01094	x 2	-	25	1.10	186.41	
W 01095	x 1-1/2	-	25	1.01	208.26	
W 10101	3-1/2 x 3	-	25	1.22	322.07	
W 10108	4 x 3-1/2	-	20	1.87	444.16	
W 10109	x 3	-	20	0.76	390.47	
W 10110	x 2-1/2	-	15	1.88	444.16	
W 10111	x 2	-	20	1.97	427.04	
W 10116	5 x 4	-	1	3.31	1,628.87	
W 10123	6 x 4	-	1	4.82	2,523.41	
W 10124	x 3	-	1	4.85	2,523.41	

COUPLING						
CROSS OVER WC-412						
C x C						
Part	Size	Box	Ctn	Wt	List	
A 02535	1/2	5	100	0.12	61.38	
A 02583	3/4	5	50	0.26	232.19	

45° ELBOW						
WE-504						
C x C						
Part	Size	Box	Ctn	Wt	List	
W 03005	1/8	50	2000	0.01	27.40	
W 03012	1/4	50	2800	0.01	20.44	
W 03021	3/8	50	850	0.03	17.51	
WB03026	1/2	50	500	0.04	6.70	
W 03030	5/8	50	500	0.06	31.69	
WB03034	3/4	25	250	0.09	11.70	
WB03044	1	10	200	0.16	29.38	
W 03050	1-1/4	10	100	0.25	39.74	
W 03055	1-1/2	10	100	0.36	47.87	
W 03059	2	10	50	0.60	79.93	
W 03063	2-1/2	5	25	1.00	170.32	
W 03067	3	2	20	1.53	252.80	
W 03070	3-1/2	2	10	2.81	434.31	
W 03073	4	-	5	3.14	538.63	
W 03074	5	-	1	6.56	2,086.33	
W 03075	6	-	1	10.64	3,288.65	

45° ELBOW						
STREET WE-505						
FTG x C						
Part	Size	Box	Ctn	Wt	List	
W 03312	1/4	100	3400	0.01	30.47	
W 03321	3/8	100	1500	0.03	23.90	
WB03326	1/2	50	500	0.03	7.98	
W 03330	5/8	50	500	0.06	50.39	
WB03334	3/4	25	250	0.09	11.79	
W 03344	1	25	250	0.15	38.79	
W 03350	1-1/4	10	100	0.24	48.92	
W 03355	1-1/2	10	100	0.33	59.82	
W 03359	2	5	50	0.61	95.12	
W 03363	2-1/2	2	20	1.05	226.09	
W 03368	3	2	10	1.52	306.36	
W 03373	4	-	5	3.11	1,503.22	

45° ELBOW						
WE-507						
FTG x FTG						
Part	Size	Box	Ctn	Wt	List	
W 03621	3/8	50	1700	0.02	45.36	
W 03626	1/2	50	750	0.04	45.36	
W 03634	3/4	25	250	0.10	50.91	
W 03644	1	10	100	0.18	43.12	

90° ELBOW						
SHORT RADIUS WE-500						
C x C						
Part	Size	Box	Ctn	Wt	List	
W 02003	1/8	50	2000	0.01	10.90	
W 02009	1/4	50	1700	0.02	11.48	
W 01617	3/8	50	750	0.03	10.90	
WB01622	1/2	50	500	0.04	3.64	
W 02028	5/8	50	500	0.08	22.13	
WB01634	3/4	25	250	0.09	8.18	
WB01647	1	10	100	0.18	20.07	
W 02084	1-1/4	10	100	0.30	30.32	
W 02085	1-1/2	10	100	0.42	47.26	
W 02086	2	10	50	0.76	86.15	
W 02087	2-1/2	5	25	1.19	172.39	
W 02088	3	5	25	1.88	230.41	
W 02089	3-1/2	2	10	2.77	805.33	
W 02090	4	2	10	4.00	589.77	
W 02096	5	-	1	8.59	2,470.12	
W 02097	6	-	1	13.73	3,293.56	
W 02099	8	-	1	27.00	12,191.46	

REDUCING						
LONG RADIUS WE-500L						
C x C						
Part	Size	Box	Ctn	Wt	List	
W 02011	1/4 x 1/8	50	750	0.02	30.02	
W 02019	3/8 x 1/4	50	750	0.03	18.89	
W 02023	1/2 x 3/8	50	500	0.05	30.47	
W 02025	x 1/4	50	500	0.05	30.47	
W 02029	5/8 x 1/2	50	500	0.06	27.57	
W 02030	x 3/8	50	500	0.07	23.68	
W 02035	3/4 x 5/8	50	500	0.11	20.67	
W 02036	x 1/2	50	500	0.11	21.16	
W 02037	x 3/8	50	500	0.11	23.30	
W 02049	1 x 3/4	25	250	0.17	38.79	
W 02050	x 5/8	25	250	0.16	44.28	
W 02051	x 1/2	25	250	0.18	43.32	
W 02052	x 3/8	25	150	0.20	45.28	
W 02056	1-1/4 x 1	20	200	0.32	98.80	
W 02077	1-1/2 x 1-1/4	5	100	0.33	129.87	
W 02078	2 x 1-1/2	5	50	0.60	174.92	

90° ELBOW						
LONG RADIUS WE-500L						
C x C						
Part	Size	Box	Ctn	Wt	List	
W 02715	1/8	50	2000	0.01	20.44	
W 02716	1/4	50	1700	0.02	15.41	
W 02717	3/8	50	500	0.04	19.43	
W 02722	1/2	50	500	0.06	16.58	
W 02728	5/8	50	500	0.09	16.77	
W 02734	3/4	25	250	0.13	21.44	
W 02747	1	10	100	0.27	34.47	
W 02055	1-1/4	10	100	0.42	56.51	
W 02063	1-1/2	5	50	0.60	75.87	
W 02072	2	5	25	1.23	199.61	
W 02082	2-1/2	5	25	2.05	315.99	
W 02092	3	2	10	3.13	445.07	
W 02093	3-1/2	1	5	5.53	1,602.42	
W 02095	4	-	1	7.98	1,192.28	

REDUCING						
STREET SHORT RADIUS WE-503						
FTG x C						
Part	Size	Box	Ctn	Wt	List	
W 02711	1/4 x 1/8	50	3000	0.01	53.71	
W 02723	1/2 x 3/8	50	1000	0.04	45.65	
W 02725	x 1/4	50	1000	0.03	43.37	
W 02735	3/4 x 5/8	25	250	0.12	51.53	
W 02736	x 1/2	50	500	0.09	50.47	
W 02749	1 x 3/4	10	100	0.17	76.85	
W 02756	1-1/4 x 1	10	100	0.31	88.34	
W 02058	x 3/4	10	100	0.37	85.59	
W 02060	x 1/2	10	100	0.37	85.59	
W 02064	1-1/2 x 1-1/4	5	50	0.44	137.45	
W 02065	x 1	5	50	0.52	137.45	
W 02067	x 3/4	5	50	0.51	137.45	
W 02073	2 x 1-1/2	2	20	0.98	218.43	
W 02074	x 1-1/4	2	20	0.94	224.02	
W 02075	x 1	2	20	0.97	224.02	

90° ELBOW						
STREET LONG RADIUS WE-503L						
FTG x C						
Part	Size	Box	Ctn	Wt	List	
W 02305	1/8	50	2000	0.01	20.40	
W 02312	1/4	50	1700	0.02	20.11	
W 02321	3/8	50	750	0.03	13.88	
WB01652	1/2	50	500	0.04	5.57	
W 02330	5/8	25	250	0.09	22.85	
WB01654	3/4	25	250	0.10	11.79	
W 02334	3/4	25	250	0.11	25.08	
WB02344	1	10	100	0.22	30.50	
W 02384	1-1/4	25	125	0.29	46.22	
W 02385	1-1/2	10	100	0.44	60.56	
W 02386	2	10	50	0.77	131.90	
W 02387	2-1/2	5	25	1.23	225.15	
W 02388	3	2	20	1.94	335.71	
W 02389	3-1/2	1	10	2.78	1,298.48	
W 02390	4	2	10	4.03	771.28	

90° ELBOW						
STREET LONG RADIUS WE-503L						
FTG x C						
Part	Size	Box	Ctn	Wt	List	
W 02809	1/4	50	1700	0.02	18.23	
W 02817	3/8	50	500	0.04	35.66	
W 02822	1/2	50	500	0.06	24.93	
W 02828	5/8	25	250	0.09	29.46	
W 02834	3/4	25	250	0.13	29.78	
W 02847	1	10	100	0.26	50.73	
W 02350	1-1/4	10	100	0.42	74.84	
W 02355	1-1/2	5	50	0.60	106.80	
W 02359	2	5	25	1.23	174.12	
W 02363	2-1/2	5	25	2.08	335.71	
W 02368	3	2	10	3.12	538.60	
W 02393	3-1/2	1	5	5.52	1,885.80	
W 02395	4	-	1	8.0		

HANGER						
HI-EAR						
W-124						
C						
Part	Size	Box	Ctn	Wt	List	
A 03167	1/2	100	1000	0.03	17.72	
A 03168	3/4	25	500	0.04	26.16	
A 03171	1	25	250	0.04	32.84	



PLUG						
FITTING						
WC-416						
(SIZES 1/8 THRU 1 1/2 BRASS ROD)						
FTG						
Part	Size	Box	Ctn	Wt	List	
A 01402	1/8	50	500	0.01	28.60	
A 01422	1/4	100	4000	0.01	28.60	
A 01392	3/8	50	2000	0.02	33.65	
A 01504	1/2	50	1200	0.03	45.40	
A 01529	3/4	50	600	0.07	33.33	
A 01556	1	25	375	0.12	59.04	
A 01590	1-1/4	15	180	0.20	77.84	
A 01628	1-1/2	10	120	0.28	104.86	



RETURN BEND						
WE-512						
C x C						
Part	Size	Box	Ctn	Wt	List	
W 06025	1/4 x 4-1/2	25	150	0.10	24.73	
W 06020	x 1-1/2	25	850	0.02	14.08	
W 06048	3/8 x 6	-	100	0.21	38.09	
W 06045	x 4	-	200	0.14	17.93	
W 06041	x 3	25	250	0.11	17.45	
W 06036	x 2	50	300	0.06	18.27	
W 06035	x 1-29/32	50	300	0.08	17.45	
W 06032	x 1-1/2	50	500	0.06	18.85	
W 06069	1/2 x 6	5	30	0.30	46.22	
W 06062	x 3-3/8	10	100	0.18	54.45	
W 06060	x 3	25	150	0.16	30.86	
W 06058	x 2-1/2	25	250	0.14	30.86	
W 06056	x 2-1/4	25	250	0.13	58.60	
W 06053	x 1-7/8	25	250	0.11	30.80	
W 06051	x 1-9/16	25	250	0.10	30.80	
W 06084	5/8 x 4	-	120	0.25	63.89	
W 06081	x 3-3/8	10	90	0.24	63.89	
W 06077	x 2-1/2	10	100	0.17	65.89	
W 06074	x 2-1/8	10	100	0.16	72.13	
W 06073	x 2	10	100	0.15	72.13	
W 06099	3/4 x 12	-	15	0.88	107.09	
W 06095	x 3-3/8	10	100	0.29	75.87	
W 06092	x 2-1/2	10	100	0.23	54.41	
W 60111	1 x 3-1/4	5	50	0.49	135.76	
W 60110	x 3	5	50	0.47	118.08	
W 60121	1-1/4 x 3-3/4	5	50	0.65	202.15	
W 60131	1-1/2 x 4-1/2	5	25	1.00	243.78	
W 60140	2 x 5-1/2	5	25	1.92	636.14	



SUCTION LINE						
WE-554P						
C x C						
Part	Size	Box	Ctn	Wt	List	
W 60999	1/2	10	50	0.38	109.79	
W 61008	5/8	10	50	0.51	163.64	
W 61000	3/4	5	25	0.63	122.15	
W 61001	1	3	15	0.87	185.62	
W 61002	1-1/4	4	20	1.16	337.45	
W 61003	1-1/2	4	4	2.28	512.32	
W 61009	2	-	3	3.87	1,048.83	



TEE						
WT-600						
C x C x C						
Part	Size	Box	Ctn	Wt	List	
W 40306	1/8	100	2400	0.01	21.70	
W 04000	1/4	50	1700	0.02	22.93	
W 04001	3/8	50	500	0.04	18.40	
WB04006	1/2	50	500	0.07	6.22	
W 04017	5/8	25	250	0.12	40.04	
WB04031	3/4	25	200	0.16	15.00	
WB04048	1	10	100	0.29	46.35	
W 04068	1-1/4	5	50	0.42	63.35	
W 04084	1-1/2	5	50	0.60	97.66	
W 40102	2	5	25	1.14	152.28	
W 40123	2-1/2	2	20	1.72	307.26	
W 40152	3	2	10	2.77	468.96	
W 40190	3-1/2	1	5	5.66	1,357.98	
W 40200	4	1	5	5.99	1,134.97	
W 40400	5	-	1	12.38	3,715.22	
W 40500	6	-	1	20.85	5,077.32	
W 40525	8	-	1	36.81	19,600.22	



REDUCING						
Part	Size	Box	Ctn	Wt	List	
W 40368	1/8 x 1/8 x 1/4	50	750	0.03	55.23	
W 04016	1/4 x 1/4 x 1/2	50	500	0.08	40.89	
W 04005	x 3/8	50	500	0.04	54.02	
W 40324	x 1/8	50	1700	0.02	36.88	
W 40330	x 1/8 x 1/4	50	500	0.02	48.61	
W 40332	x 1/8	50	1700	0.02	48.61	
W 40415	3/8 x 3/8 x 1/2	50	500	0.09	35.21	
W 04002	x 1/4	50	500	0.04	36.45	
W 40350	x 1/8	50	500	0.04	36.45	
W 04003	x 1/4 x 3/8	50	500	0.05	55.25	
W 04004	x 1/4	50	500	0.04	51.53	
W 40358	x 1/8	50	750	0.04	68.59	

W 40363	x 1/8 x 3/8	50	750	0.05	65.09	
W 40364	x 1/4	50	750	0.04	71.23	
W 40366	x 1/8	50	450	0.05	65.09	
W 04067	1/2 x 1/2 x 1	10	100	0.35	61.54	
W 04047	x 3/4	25	250	0.11	28.80	
W 04029	x 5/8	25	250	0.10	107.00	
W 04007	x 3/8	50	500	0.08	32.03	
W 04008	x 1/4	50	500	0.06	32.03	
W 04014	x 1/8	50	500	0.08	37.84	
W 04009	x 3/8 x 1/2	50	500	0.09	44.05	
W 04010	x 3/8	50	500	0.08	44.80	
W 04011	x 1/4	50	500	0.08	41.66	
W 04012	x 1/4 x 1/2	50	500	0.09	41.66	
W 04037	x 3/8	50	500	0.08	57.93	
W 04013	x 1/4	50	500	0.09	41.66	
W 04046	5/8 x 5/8 x 3/4	25	250	0.15	61.67	
W 04018	x 1/2	25	250	0.10	64.55	
W 04019	x 3/8	25	250	0.10	64.55	
W 04020	x 1/4	25	250	0.10	64.55	
W 04021	x 1/2 x 5/8	25	225	0.13	65.09	
W 04022	x 1/2	25	250	0.11	65.09	
W 04023	x 3/8	25	250	0.11	75.23	
W 04025	x 3/8 x 5/8	25	250	0.15	68.59	
W 04026	x 1/2	25	225	0.14	67.25	
W 04027	x 3/8	25	250	0.11	67.25	
W 04065	3/4 x 3/4 x 1	10	100	0.22	50.39	
W 04032	x 5/8	25	250	0.17	16.88	
WB04033	x 1/2	25	250	0.12	14.42	
W 04034	x 3/8	25	250	0.11	20.10	
W 04035	x 1/4	25	250	0.11	20.63	
W 04036	x 5/8 x 3/4	25	250	0.19	35.66	
W 04037	x 5/8	25	250	0.17	32.01	
WB04041	x 1/2 x 3/4	25	250	0.16	17.69	
W 04042	x 5/8	25	150	0.17	20.42	
WB04043	x 1/2	25	250	0.13	17.69	
W 04044	x 3/8	25	250	0.12	29.82	
W 04045	x 1/4	25	225	0.15	29.82	
W 040230	x 3/8 x 3/4	25	250	0.19	34.29	
W 040231	x 1/2	25	250	0.17	27.40	
W 040232	x 3/8	25	250	0.12	33.24	
W 40101	1 x 1 x 1-1/2	5	50	0.47	146.33	
W 40082	x 1-1/4	5	50	0.31	103.45	
WB04049	x 3/4	10	100	0.24	46.53	
W 04050	x 5/8	10	100	0.27	68.59	
WB04051	x 1/2	10	100	0.21	46.53	
W 04052	x 3/8	10	100	0.19	56.97	
W 04055	1x3/4x1	10	100	0.30	55.31	
W 04056	x 3/4	10	100	0.25	55.31	
W 04057	x 5/8	10	90	0.43	63.74	
W 04058	x 1/2	10	100	0.23	55.31	
W 04059	x 3/8	10	100	0.21	134.62	
W 40233	x 5/8 x 1	10	100	0.33	58.05	
W 40234	x 3/4	10	90	0.30	63.84	
W 40235	x 5/8	10	100	0.31	63.84	
W 40236	x 1/2	10	90	0.35	63.84	
W 04061	x 1/2 x 1	10	100	0.30	55.31	
W 04062	x 3/4	10	100	0.28	58.23	
W 04063	x 1/2	10	100	0.21	55.31	
W 40122	1-1/4x1-1/4 x2	2	20	0.89	304.87	
W 40100	x 1-1/2	5	50	0.49	148.32	
W 04069	x 1	5	50	0.41	68.44	
W 04070	x 3/4	5	50	0.35	68.44	
W 04071	x 1/2	5	50	0.32	68.44	
W 04072	x 3/8	5	50	0.29	79.64	
W 04073	x 1 x 1-1/4	5	50	0.48	89.94	
W 04074	x 1	5	50	0.46	87.88	
W 04075	x 3/4	5	50	0.38	87.88	
W 04076	x 1/2	5	50	0.36	89.94	
W 04078	x 3/4 x 1-1/4	5	50	0.45	87.88	
W 04079	x 1	5	50	0.46	94.63	
W 04080	x 3/4	5	50	0.37	87.88	
W 04081	x 1/2	5	50	0.34	98.24	
W 04083	1/2 x 1-1/4	5	50	0.57	89.94	
W 40121	1-1/2x1-1/2x2	2	20	1.21	283.77	
W 04085	x 1-1/4	5	50			

TEE						
FITTING WT-600F		C x FTG x C				
Part	Size	Box	Ctn	Wt	List	
W 04106	1/2	50	300	0.10	24.03	
W 04131	3/4	25	150	0.19	37.49	

UNION						
WC-407		C x C				
Part	Size	Box	Ctn	Wt	List	
W 08001	1/4	25	250	0.12	65.70	
W 08002	3/8	25	250	0.11	69.04	
W 08003	1/2	25	250	0.16	39.70	
W 08004	3/4	25	150	0.37	49.91	
W 08005	1	10	100	0.52	83.98	

COPPER TUBE STRAP						
2-HOLE WS-1100						
Part	Size	Box	Ctn	Wt	List	
A 01203	1/8	100	4,000	0.01	1.98	
A 01278	1/4	100	5,600	0.01	1.98	
A 01366	3/8	100	3,400	0.01	2.03	
A 02529	1/2	100	1,500	0.01	2.07	
A 01467	5/8	100	2,000	0.01	2.03	
A 02574	3/4	50	750	0.01	3.50	
A 02614	1	50	750	0.02	3.70	
A 02650	1-1/4	50	500	0.04	4.46	
A 02675	1-1/2	50	500	0.05	5.30	
A 02708	2	50	500	0.06	5.91	

PERFORATED COPPER STRAP						
WS-1101						
Part	Size	Box	Ctn	Wt	List	
A 01211	25 Ft. Roll	1	10	1.63	255.38	

SOLDER JOINT DWV FITTINGS

ADAPTER						
TRAP DW-724F		FTG x SJ				
Part	Size	Box	Ctn	Wt	List	
A 11564	1-1/2x1-1/2 OD	10	100	0.28	80.75	
REDUCING						
A 11566	1-1/2x1-1/4 OD	10	100	0.26	85.86	

ADAPTER						
TRAP DW-724		C x SJ				
Part	Size	Box	Ctn	Wt	List	
A 11355	1-1/4x1-1/4 OD	25	250	0.22	59.43	
A 11356	1-1/2x1-1/2 OD	10	200	0.33	65.09	
REDUCING						
A 11383	1-1/2x1-1/4 OD	10	200	0.40	89.48	

ADAPTER						
TRAP DW-757		F x SJ				
Part	Size	Box	Ctn	Wt	List	
A 11409	1-1/4x1-1/4 OD	10	100	0.34	79.54	
A 11410	1-1/2x1-1/2 OD	10	100	0.40	97.38	
REDUCING						
A 11411	1-1/2x1-1/4 OD	10	100	0.40	92.72	

ADAPTER						
TRAP DW-756		M x SJ				
Part	Size	Box	Ctn	Wt	List	
A 11405	1-1/4x1-1/4 OD	10	100	0.42	81.35	
A 11406	1-1/2x1-1/2 OD	10	100	0.52	86.62	
REDUCING						
A 11407	1-1/2x1-1/4 OD	10	100	0.53	95.84	

ADAPTER						
SOIL PIPE DW-733		C x SPIGOT				
Part	Size	Box	Ctn	Wt	List	
W 07122	2	5	100	0.43	72.33	
W 07133	3	5	40	1.12	242.11	
REDUCING						
W 07112	x 2	5	50	0.61	146.33	

ADAPTER						
FEMALE DW-753		C x F				
Part	Size	Box	Ctn	Wt	List	
W 07221	1-1/2	10	100	0.25	46.22	
W 07222	2	10	100	0.41	86.30	

ADAPTER						
DW-754		FTG x F				
Part	Size	Box	Ctn	Wt	List	
W 07240	1-1/4	10	100	0.19	45.63	

ADAPTER						
DW-732		C x M				
Part	Size	Box	Ctn	Wt	List	
A 07012	1-1/4	25	250	0.35	50.76	
A 07054	1-1/2	10	100	0.44	55.30	
A 07094	2	10	100	0.52	70.05	
REDUCING						
W 07235	1-1/4 x 1-1/2	10	100	0.37	71.87	

BUSHING						
EXTENDED DW-742		FTG x C				
Part	Size	Box	Ctn	Wt	List	
W 07350	1-1/2 x 1-1/4	25	250	0.11	31.10	
W 07358	2 x 1-1/2	-	100	0.22	33.97	
W 07359	x 1-1/4	-	100	0.18	37.54	
W 07377	3 x 2	-	50	0.47	144.05	
W 07378	x 1-1/2	-	50	0.44	227.91	
W 07379	x 1-1/4	-	50	0.50	129.31	
W 07387	4 x 3	-	25	0.89	228.74	
W 07389	x 2	-	25	1.03	292.98	

CLOSET FLANGE						
DW-734		C x CLOSET				
Part	Size	Box	Ctn	Wt	List	
W 07834	3 x 4	5	50	0.83	139.09	
W 07844	4 x 4	5	40	0.67	238.43	

COUPLING						
DW-741		C x C				
Part	Size	Box	Ctn	Wt	List	
W 07055	1-1/4	25	150	0.09	16.49	
W 07063	1-1/2	25	250	0.11	20.47	
W 07072	2	-	100	0.13	28.44	
W 07092	3	-	50	0.47	55.07	
W 70107	4	-	25	1.03	175.35	
REDUCING						
W 07073	2 x 1-1/2	-	100	0.17	38.38	
W 07074	x 1-1/4	-	100	0.18	31.14	
W 07094	3 x 2	-	50	0.52	122.15	
W 07095	x 1-1/2	-	50	0.52	128.01	
W 07096	x 1-1/4	-	50	0.70	128.47	
W 70109	4 x 3	-	25	0.93	232.30	
W 70106	x 2	-	25	1.38	232.30	

REPAIR COUPLING						
DW-741NS		C x C				
Part	Size	Box	Ctn	Wt	List	
W 07907	1-1/4	25	225	0.07	24.08	
W 07908	1-1/2	25	250	0.11	24.28	
W 07909	2	-	75	0.19	33.24	
W 07911	3	-	50	0.34	60.56	

45° ELBOW						
DW-204		C x C				
Part	Size	Box	Ctn	Wt	List	
W 07420	1-1/4	25	250	0.14	32.42	
W 07421	1-1/2	25	125	0.20	26.81	
W 07422	2	-	50	0.33	61.67	
W 07423	3	-	25	0.84	130.83	

45° ELBOW						
(STREET) DW-205		FTG x C				
Part	Size	Box	Ctn	Wt	List	
W 07430	1-1/4	25	250	0.17	49.91	
W 07431	1-1/2	25	125	0.20	37.54	
W 07432	2	-	50	0.32	76.56	
W 07433	3	-	25	0.81	184.11	

90° ELBOW						
DW-200		C x C				
Part	Size	Box	Ctn	Wt	List	
W 07400	1-1/4	25	125	0.25	35.21	
W 07401	1-1/2	20	100	0.24	52.74	
W 07403	2	-	50	0.71	68.82	
W 07404	3	-	15	1.66	170.29	

90° ELBOW						
LONG TURN D-700LT		C x C				
Part	Size	Box	Ctn	Wt	List	
A 07209	1-1/2	5	100	0.41	90.30	
A 07202	2	5	40	0.62	127.96	

90° ELBOW						
EXTRA LONG TURN DW-700XLT		C x C				
Part	Size	Box	Ctn	Wt	List	
W 07451	1-1/2	10	50	0.55	91.40	
W 07452	2	5	25	1.11	129.31	
W 07453	3	2	10	2.28	542.97	
W 07454	4	-	5	5.10	1,002.95	

90° ELBOW						
DW-203		FTG x C				
Part	Size	Box	Ctn	Wt	List	
W 07410	1-1/4	25	125	0.26	62.76	
W 07411	1-1/2	20	100	0.38	48.92	
W 07412	2	-	50	0.70	94.93	
W 07413	3	-	15	1.70	202.66	

60° ELBOW						
DW-701		C x C				
Part	Size	Box	Ctn	Wt	List	
W 07064	1-1/2	25	250	0.35	63.63	
W 07066	3	2	20	0.95	269.41	

22-1/2° ELBOW						
DW-703		C x C				
Part	Size	Box	Ctn	Wt	List	
W 07060	1-1/2	-	100	0.27	77.36	

TEE						
DW-707		C x C x C				
Part	Size	Box	Ctn	Wt	List	
W 07500	1-1/4	20	100	0.37	69.53	
W 07511	1-1/2	20	100	0.52	86.62	
W 07522	2	5	25	0.85	100.99	
W 07533	3	-	10	2.10	355.34	
REDUCING						
W 07510	1-1/2x1-1/4	10	100	0.51	103.66	
W 07512	x1-1/4x1-1/4	10	100	0.52	203.21	
W 07521	2 x 2 x 1-1/2	5	50	0.75	95.34	
W 07520	x 1-1/4	5	30	0.68	104.53	
W 07524	x1-1/2x1-1/2	5	50	0.87	161.18	
W 07532	3 x 3 x 2	5	25	1.69	279.77	
W 07531	x 1-1/2	5	25	1.45	279.77	
W 07530	x 1-1/4	5	25	0.81	279.77	

TEST CAP						
DW-798T		C				
Part	Size	Box	Ctn	Wt	List	
W 07634	1/2	500	5,000	-	3.12	
W 07635	3/4	200	4,000	-	3.52	
W 07636	1	100	2,000	0.01	6.29	
W 07637	1-1/4	100	2,000	0.01		