

Component of State of
 California OSHPD Approved
 Seismic Restraints System

Fig. 3 - J-Hanger for Pipe or Conduit

Fig. 3F - Felt Lined J-Hanger for Copper Tubing

Fig. 3PVC - PVC Coated J-Hanger for Pipe or Conduit

Size Range — 1/2" thru 10" pipe size

Material — Carbon Steel

Function — Recommended for the suspension of non-insulated pipe, or insulated pipe with Fig. 220 shield. Side hole allows for wall mounting. Fig. 3F and Fig. 3PVC are designed to reduce noise and vibration and/or prevent electrolysis between pipe and hanger.

Approvals — Conforms to Manufacturers Standardization Society SP-69, Type 5. Included in our Seismic Restraints Catalog approved by the State of California Office of Statewide Health Planning and Development (OSHPD). For additional load, spacing and placement information relating to OSHPD projects, please refer to the TOLCO Seismic Restraint Systems Guidelines.
Finish — Electro-Galvanized

Note — Available in HDG finish or Stainless Steel materials.

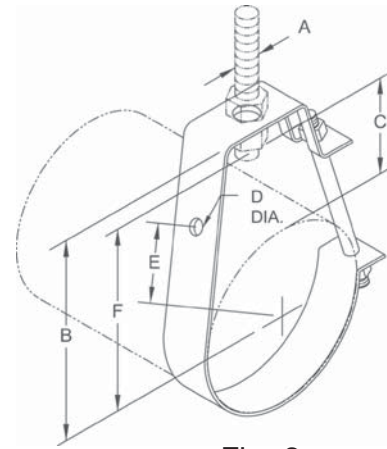
Order By — Figure number, pipe size and finish


Fig. 3

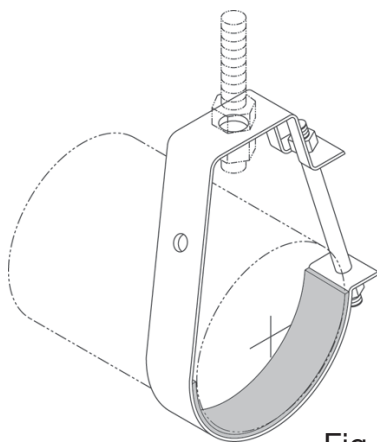


Fig. 3F

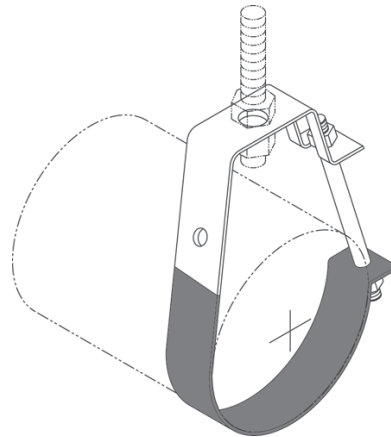


Fig. 3PVC

Dimensions • Weights

Copper Tube Size	Rod Size A	B	C	D	E	F	Max. Rec. Load Lbs.	Approx. Wt./100
1/2	3/8	2 ⁵ / ₈	1 ³ / ₄	7/16	1 ¹ / ₂	1 ¹⁵ / ₁₆	400	18
3/4	3/8	2 ⁷ / ₈	1 ⁷ / ₈	7/16	1 ¹¹ / ₁₆	2 ¹ / ₈	400	21
1	3/8	2 ¹⁵ / ₁₆	1 ¹⁵ / ₁₆	7/16	1 ¹³ / ₁₆	2 ⁵ / ₁₆	400	22
1 ¹ / ₄	3/8	3 ¹ / ₄	2	7/16	2 ¹ / ₁₆	2 ⁵ / ₈	400	25
1 ¹ / ₂	3/8	3 ⁹ / ₁₆	2 ³ / ₁₆	7/16	2 ⁷ / ₁₆	2 ⁷ / ₈	400	27
2	3/8	3 ¹¹ / ₁₆	2 ¹ / ₈	7/16	2 ⁹ / ₁₆	3 ¹ / ₁₆	400	29
2 ¹ / ₂	1/2	4 ⁷ / ₁₆	2 ⁷ / ₁₆	9/16	3 ³ / ₁₆	3 ⁵ / ₈	500	64
3	1/2	4 ¹³ / ₁₆	2 ⁹ / ₁₆	9/16	3 ¹ / ₂	4 ¹ / ₁₆	500	72
3 ¹ / ₂	1/2	5 ¹ / ₈	2 ⁵ / ₈	9/16	3 ³ / ₄	4 ³ / ₈	500	84
4	5/8	6 ¹ / ₈	3 ³ / ₁₆	9/16	4 ⁵ / ₈	5 ³ / ₁₆	550	138
5	5/8	6 ³ / ₄	3 ¹ / ₄	9/16	5 ¹ / ₁₆	5 ³ / ₄	550	162
6	3/4	7 ³ / ₄	3 ⁹ / ₁₆	9/16	5 ¹³ / ₁₆	6 ⁵ / ₈	600	249
8	7/8	9 ³ / ₁₆	3 ¹⁵ / ₁₆	9/16	6 ¹⁵ / ₁₆	8	760	291
10	7/8	10 ³ / ₄	3 ⁷ / ₈	9/16	7 ⁵ / ₈	9 ¹ / ₈	760	315