

Class 150 Bronze Globe Valves

Union Bonnet • Integral Seat • Renewable Seat and Disc

150 PSI/10.3 Bar Saturated Steam to 366° F/185° C
300 PSI/20.7 Bar Non-Shock Cold Working Pressure

CONFORMS TO MSS SP-80

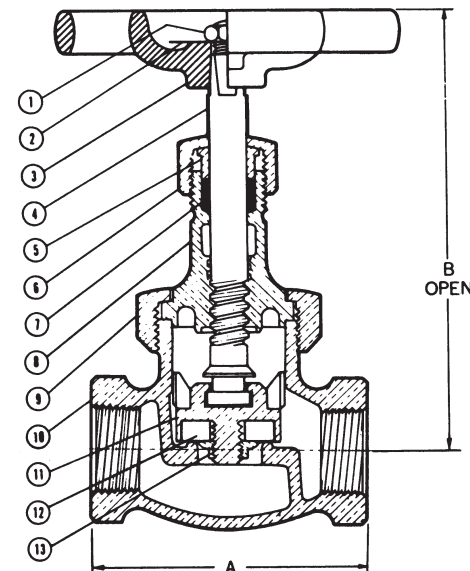

MATERIAL LIST

PART	SPECIFICATION
1. Handwheel Nut	300 Series Stainless Steel
2. Identification Plate	Aluminum
3. Handwheel	Malleable Iron ASTM A 47
4. Stem	Silicon Bronze ASTM B 371 Alloy C69400/C69430
5. Packing Gland	Bronze ASTM B 62 or ASTM B 584 Alloy C84400 or Brass ASTM B 16
6. Packing Nut	Bronze ASTM B 62 or ASTM B 584 Alloy C84400 or Brass ASTM B 16
7. Packing	Aramid Fibers with Graphite
8. Bonnet	Bronze ASTM B 62
9. Union Nut	Bronze ASTM B 62
10. Body	Bronze ASTM B 62
11. Disc Holder	Bronze ASTM B 62
12. Disc	Steam (PTFE) (Y)
13. Disc Nut	Bronze ASTM B 62/ASTM B 98 Alloy C65100 w/SS Washer

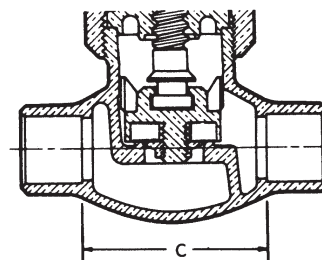
DIMENSIONS—WEIGHTS—QUANTITIES

Size	Dimensions						T-235-Y		S-235-Y		Master Ctn. Qty.		
	In.	mm.	A	B	C	In.	mm.	Lbs.	Kg.	Lbs.	Kg.	T-235-Y	S-235-Y
† 1/8	6	2.31	59	3.88	99	2.00	51	1.21	0.55	1.06	0.48	50	50
† 1/4	8	2.31	59	3.88	99	1.88	48	1.19	0.54	1.05	0.48	50	50
† 3/8	10	2.38	60	3.88	99	1.75	45	1.17	0.53	1.03	0.47	50	50
1/2	15	2.69	68	4.63	118	1.88	48	1.60	0.73	1.38	0.62	40	50
3/4	20	3.19	81	5.38	137	2.31	59	2.34	1.06	2.21	1.00	20	20
1	25	3.75	95	6.00	153	2.88	73	3.56	1.61	3.35	1.52	10	20
1 1/4	32	4.25	108	6.56	167	3.13	79	5.76	2.61	4.93	2.23	10	10
1 1/2	40	4.75	121	7.38	187	3.75	95	7.59	3.44	7.17	3.25	6	10
2	50	5.75	146	8.31	211	4.50	114	12.56	5.70	11.02	5.00	4	4
2 1/2	65	6.63	168	10.19	259	5.38	137	17.44	7.91	17.16	7.79	2	2
3	80	7.75	197	11.13	283	6.50	165	23.87	10.83	22.82	10.35	2	2

† No packing gland, packing only in these sizes.



T-235-Y
NPT x NPT



S-235-Y
C x C

Freezing Weather Precaution – Subsequent to testing a piping system, valves should be in an open position to allow complete drainage.

◆ For detailed Operating Pressure, refer to Pressure Temperature Chart on page 111.